SAP S/4HANA Finance for group reporting 2021 Feature Deck

SAP S/4HANA Product Engineering
October 2021

PUBLIC

THE BEST RUN SAP

Disclaimer

The information in this presentation is confidential and proprietary to SAP and may not be disclosed without the permission of SAP. Except for your obligation to protect confidential information, this presentation is not subject to your license agreement or any other service or subscription agreement with SAP. SAP has no obligation to pursue any course of business outlined in this presentation or any related document, or to develop or release any functionality mentioned therein.

This presentation, or any related document and SAP's strategy and possible future developments, products and or platforms directions and functionality are all subject to change and may be changed by SAP at any time for any reason without notice. The information in this presentation is not a commitment, promise or legal obligation to deliver any material, code or functionality. This presentation is provided without a warranty of any kind, either express or implied, including but not limited to, the implied warranties of merchantability, fitness for a particular purpose, or non-infringement. This presentation is for informational purposes and may not be incorporated into a contract. SAP assumes no responsibility for errors or omissions in this presentation, except if such damages were caused by SAP’s intentional or gross negligence.

All forward-looking statements are subject to various risks and uncertainties that could cause actual results to differ materially from expectations. Readers are cautioned not to place undue reliance on these forward-looking statements, which speak only as of their dates, and they should not be relied upon in making purchasing decisions.

© 2021 SAP SE or an SAP affiliate company. All rights reserved. I PUBLIC

About this document

Author	SAP S/4HANA Product Engineering
Revision	October 2021
About	This document highlights the key new features of SAP S/4HANA Finance for group reporting, release 2021. It is non-exhaustive and cannot be used as a training document as is.

© 2021 SAP SE or an SAP affiliate company. All rights reserved. I PUBLIC

SAP S/4HANA Finance for group reporting 2021 Feature Deck Content

2021 new features & enhancements

- Feature recap list
- Detail on latest GRDC features for use with 2021
  - Data Mapping traceability log
  - Improved text comments in Forms (UX, update, delete)
  - New Forms features including conditional formatting
- Detail of new 2021 features inherited from our cloud releases
  - 2108
  - 2105
  - 2102
  - 2011

Group Reporting overview (release independent)

More information

© 2021 SAP SE or an SAP affiliate company. All rights reserved. I PUBLIC

2021 release

Recap of new features

SAP S/4HANA Finance for group reporting – 2021 release new features 1/5

Key Features	1909	2020	2021
Collaborative SAP Fiori web user experience (UX)	●	●	●
Simplify your landscape and run continuous accounting	●	●	●
Unify local close and group close	●	●	●
Complete set of consolidation functions	●	●	●
Microsoft Excel add-in	●	●	●
Integrated planning, budgeting and data visualization with SAP Analytics Cloud	●	●	●
Open connectivity for hybrid cloud and on-premise	●	●	●
Consolidation validation result analysis	●	●	●
Drill through from consolidation validation logs to the SAP S/4HANA company level	●	●	●
Time dependent mapping between financial statement items and G/L accounts	●	●	●
Account driven consolidation rules	●	●	●
Integrated data collection on the SAP Cloud Platform	●	●	●
Integrated report designer on the SAP Cloud Platform	●	●	●
Intelligent Reporting Logic	●	●	●
Group Data Analysis apps	●	●	●
Matrix Consolidation	●	●	●
Group Structure apps	●	●	●
Streamlined master data maintenance with the Import Consolidation Master Data app	●	●	●
GRDC Data Mapping apps to transform and load data from non-SAP systems	●	●	●
Easier selections with the new Fiori Define Selections app	●	●	●

© 2021 SAP SE or an SAP affiliate company. All rights reserved. I PUBLIC

SAP S/4HANA Finance for group reporting – 2021 release new features 2/5

Key Features	1909	2020	2021
Improved Data and Consolidation Monitors	●	●	●
Enhanced preparation for consolidation group changes	●	●	●
Advanced intercompany matching and reconciliation apps	●	●	●
Enhanced integration with SAP Analytics Cloud	●	●	●
Activity-based consolidation of investments	●	●	●
GRDC Data Mapping - Manage file as a source, mapping logs	●	●	●
GRDC Forms - Support measures TC, GC, Quantity	●	●	●
Additional master data attributes	●	●	●
Support of multiple fiscal year variants		●	●
Parallel data entries from multiple users		●	●
GRDC Data Mapping from ACDOCA to ACDOCU		●	●
More embedded SAP Analytics Cloud story and analytics		●	●
Increased number of digits after decimal for the Quantity field		●	●
GRDC integration with both S/4HANA on-premise & cloud		●	●
Extension of the consolidation table ACDOCU		●	●
Time- and version-dependent Financial Statement item attributes		●	●
Enhanced calculation of the Annual Net Income		●	●
GRDC Forms - New UI		●	●
GRDC Forms - Consolidation of Investments data entry report		●	●
GRDC Data Mapping - New mapping templates management		●	●

© 2021 SAP SE or an SAP affiliate company. All rights reserved. I PUBLIC

SAP S/4HANA Finance for group reporting – 2021 release new features 3/5

Key Features	1909	2020	2021
Substitution and validation in journal entries		●	●
Attachments in the Post Journal Entries app		●	●
Consolidation master data: new global hierarchy type “Consolidation Material Group”		●	●
Consolidation master data: master data settings for aggregation during Data Release task		●	●
Use of custom fields extension in Group Reporting Data Collection apps		●	●
Preparation for consolidation ledger removal		●	●
New Consolidation of Investments activities: transfer of investments		●	●
Integration of Intercompany Matching and Reconciliation (ICMR) with consolidation eliminations		●	●
New Consolidation of Investment activities to help you handle vertical and horizontal mergers		●	●
New “Define Consolidation Units” app, providing transparency on master data to the business end-users		●	●
Consolidation ledger removal		●	●
GRDC Forms - work in side by side mode, new find and cell detail features		●	●
GRDC Data Mapping - store source file in a cloud location		●	●
GRDC Manual Data Collection improvements incl. split screen, find and freeze		●	●
Equity Pickup Automation (2020 FPS1)		●	●
GRDC Load data from any external system (2020 FPS1)		●	●
GRDC New form designer for manual data collection (2020 FPS1)		●	●
Consolidate with multiple group currencies (2020 FPS1)		●	●
Multiple data collection tasks in the data monitor (2020 FPS1)		●	●
Consolidation of investments processing fields in manual posting (2020 FPS1)		●	●

© 2021 SAP SE or an SAP affiliate company. All rights reserved. I PUBLIC

SAP S/4HANA Finance for group reporting – 2021 release new features 4/5

Key Features	1909	2020	2021
Enhanced consolidation master data (2020 FPS1)		●	●
Substitution and validation functionalities embedded in flexible upload (2020 FPS1)		●	●
Consolidation with multiple group currencies			●
GRDC new form designer for manual data collection			●
Multiple data collection tasks in the data monitor			●
Consolidation of investments' processing fields in manual posting			●
Enhancement of the consolidation master data			●
Substitution and validation functionalities embedded in flexible upload			●
GRDC strengthened data mapping capabilities			●
Sign change for Financial Statement items			●
Improved "Define Selections" app			●
Multiple group currencies and custom fields in the "Import Group Journal Entries" app			●
GRDC Data Mapping import data from SAP ECC in SAP S/4HANA for group reporting			●
New options and UX enhancements in the Data Monitor app			●
Improved Equity Pickup automation incl. currency translation adjustments on OCI			●
Integrate data from remote systems in ICMR			●
Support for the "compound" type in total data validation rule			●
New tile/report to compare group manual journal entries			●
New analytics query views for comparative reports on old and new reporting logic			●
More flexibility on customer-specific configuration with new self-service configurations			●

© 2021 SAP SE or an SAP affiliate company. All rights reserved. I PUBLIC

SAP S/4HANA Finance for group reporting – 2021 release new features 5/5

Key Features	1909	2020	2021
Automation of elimination of unrealized profit on inventory			●
Manual journals with multiple consolidation groups			●
GRDC Forms collect texts for financial reporting			●
GRDC Forms front-end formula calculations during manual data collection			●
Extensibility of financial statement item master data attributes			●
Increased data and consolidation monitors' configuration flexibility			●
Performance improvements on analytics			●
GRDC Data Mapping traceability log			●
GRDC Forms comments can be edited and deleted			●
GRDC Forms conditional formatting to improve visual controls			●
GRDC Forms improved selection modes for more guided data entry			●
GRDC Forms choose row/column size			●
GRDC Forms define cells, blocks or the entire form as read-only			●

© 2021 SAP SE or an SAP affiliate company. All rights reserved. I PUBLIC

List of new features & enhancements – 2021 release



2021 release

Group Reporting Data Collection (GRDC) Data Mapping traceability log

GRDC Data Mapping traceability log

Benefit

- Improved mapping transparency using the GRDC Data Mapping app through more efficient traceability, and explanation of target values linking back to source data records.

Feature

- Integrated traceability log from target to source data
  - Generating an integrated traceability log for selected target data records
  - Underlying the mapping and filters that have rejected data
  - Linking the target data back to the source data
  - Indicating the mapping rule path that were applied from source to target

More detail on the feature

- An additional and meaningful log has been introduced in order to allow to understand
  - For rejected data: Which mapping and which filters have rejected this data?
  - For generated data: What is the input data corresponding to this generated row?, Which data mapping rules have been run to generate it?

Feature artefacts

- The traceability log is generated on demand (a button allows to activate / deactivate generation of error resolution log)
- The traceability log is kept for the last run only
- The traceability log is kept for a short retention period (1 month)

© 2021 SAP SE or an SAP affiliate company. All rights reserved. I PUBLIC

Generate the log on demand

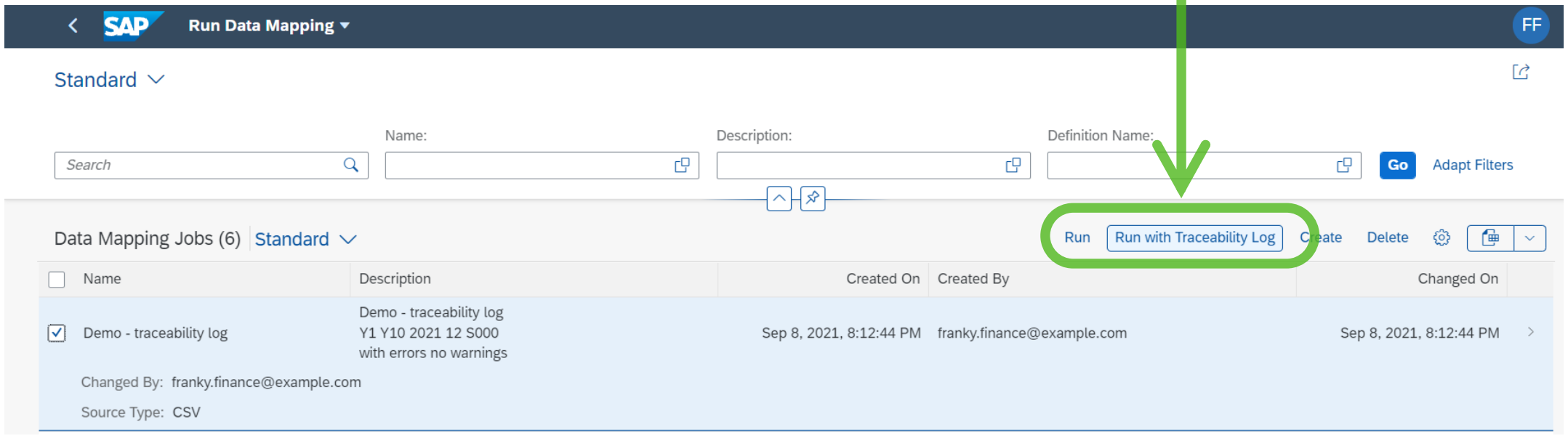

© 2021 SAP SE or an SAP affiliate company. All rights reserved. I PUBLIC

Download the log

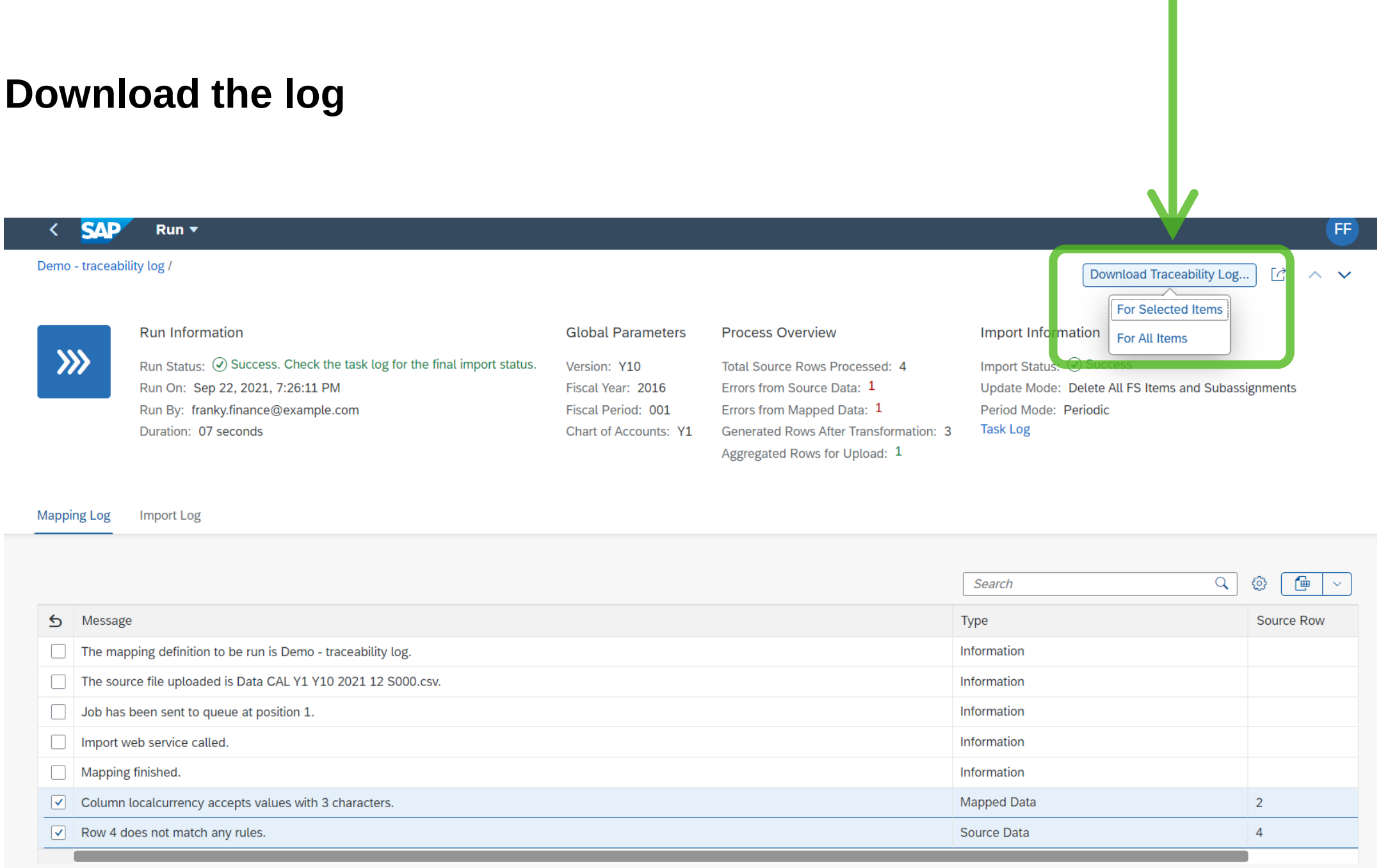

© 2021 SAP SE or an SAP affiliate company. All rights reserved. I PUBLIC

Open the log in Excel

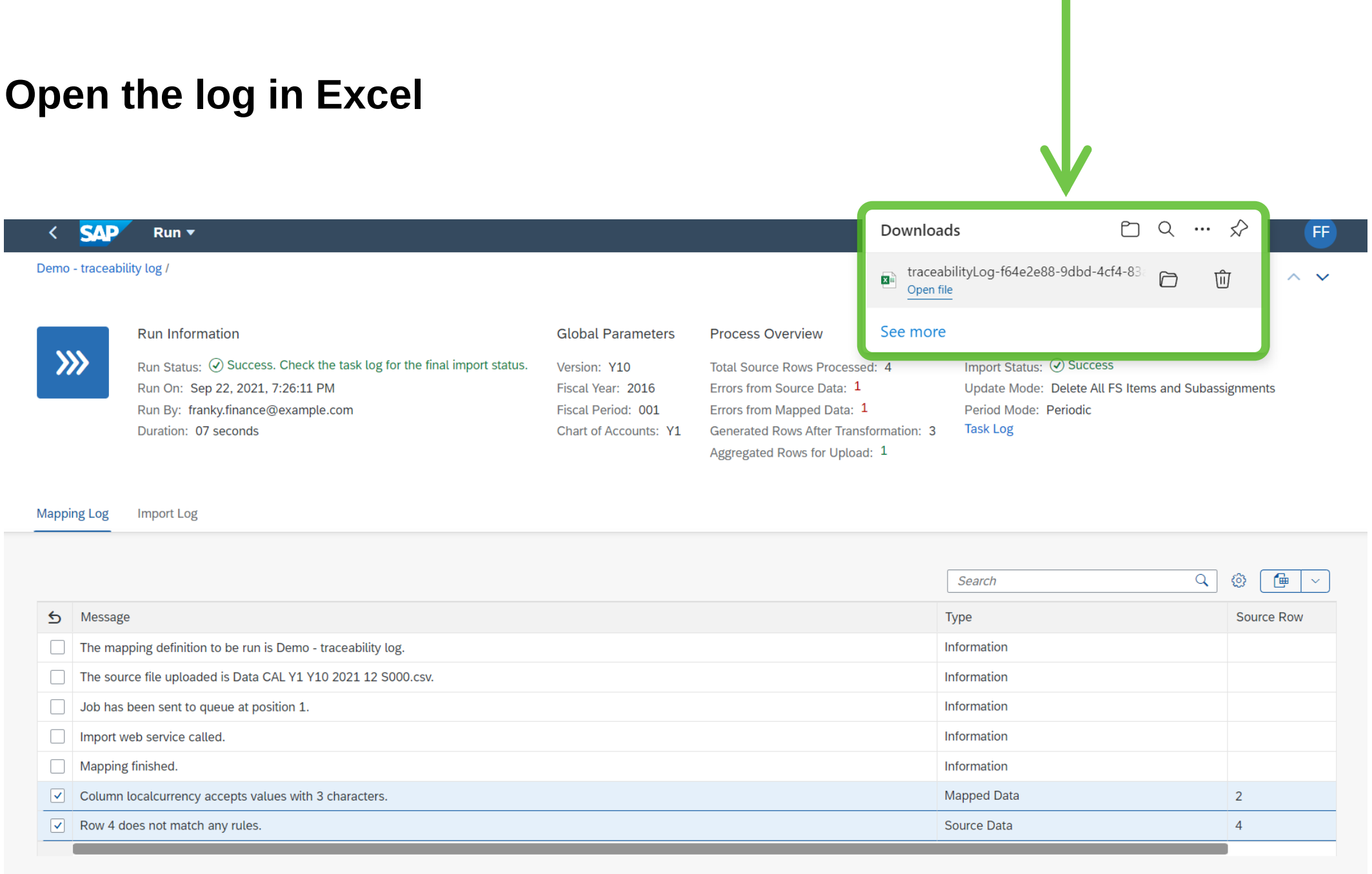

© 2021 SAP SE or an SAP affiliate company. All rights reserved. I PUBLIC

Display the log in Excel and fix mapping issues

Input Row ID	_CompanyCode	I_Account	I_TransactionType	I_CostCenter	I_Amount	Rule path			FS item	Subitem	SubitemCategory	ProfitCenter	ChartOfAaccount	Local Currency	Upload row ID	Amount in Local currency	Message
						Mapping 1	Mapping 2	Mapping 3									
12	CC02	A1412	F45	955	1	R5	R1	R3	141200	45	1	955	a	EUR	1	1	
7	CC02	A1415	F45	955	10	R3	R1	R2	141200	45	1	955	a	EUR	1	10	
24	CC01	3	F1	C1	12		#Functional area										
5	CC02	A1414	F45	955	1	R5	R1	R2	141200	45	1	955	a	EURO	1		Local Currency shall have 3 digits

The “Input Row ID” rule number corresponds to the Excel row number in the mapping file

Each mapping is displayed in one separate column in the “Rule path” section

© 2021 SAP SE or an SAP affiliate company. All rights reserved. I PUBLIC

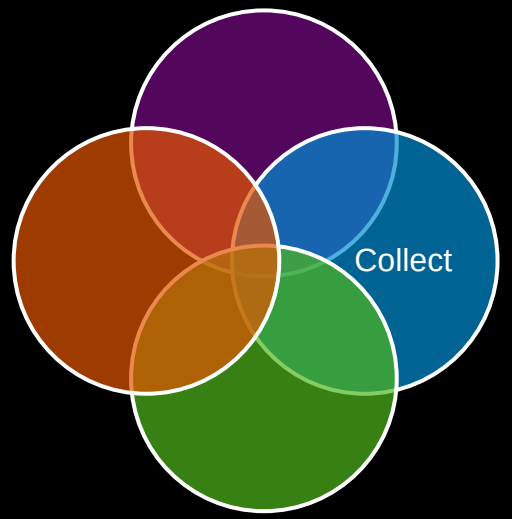

2021 release

Group Reporting Data Collection (GRDC)

Update/delete text comments in forms

GRDC text comments in forms – improved UX and update/delete features

Comments can now be edited, updated and deleted in GRDC forms.

In addition, the new hover and pop-over navigation provides an improved user experience.

Note that the comment indicators now show the state of a comment via their color.

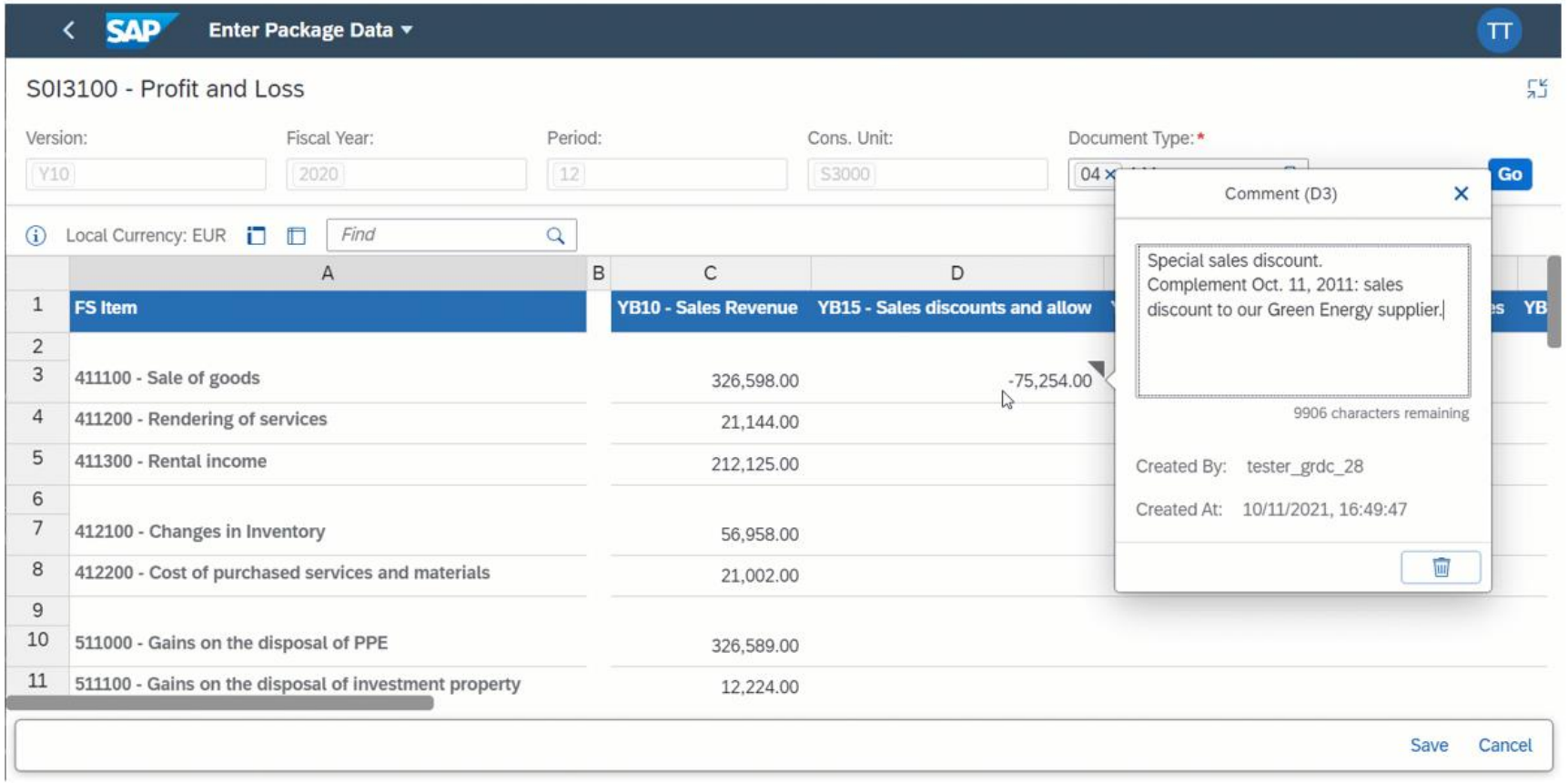

© 2021 SAP SE or an SAP affiliate company. All rights reserved. I PUBLIC

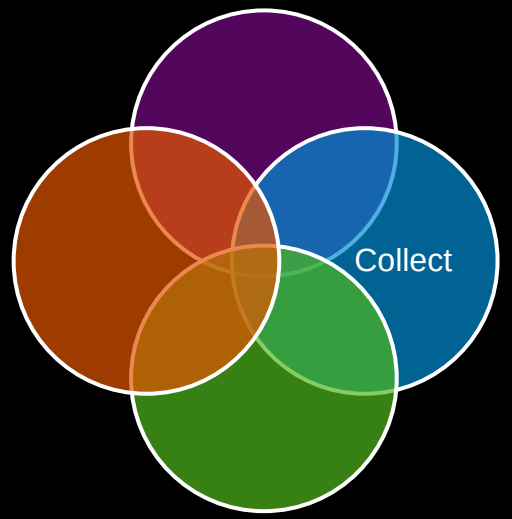

2021 release

Group Reporting Data Collection (GRDC)

Forms new feat’s incl. conditional formatting

GRDC Forms, conditional formatting – when designing the form

When creating a form, you can define that a cell is formatted with conditional formatting when the form is run.

Depending on the cell value, the font color and the background color can be green, orange, or red.

In this example, column D “Visual control” is designed with conditional formatting.

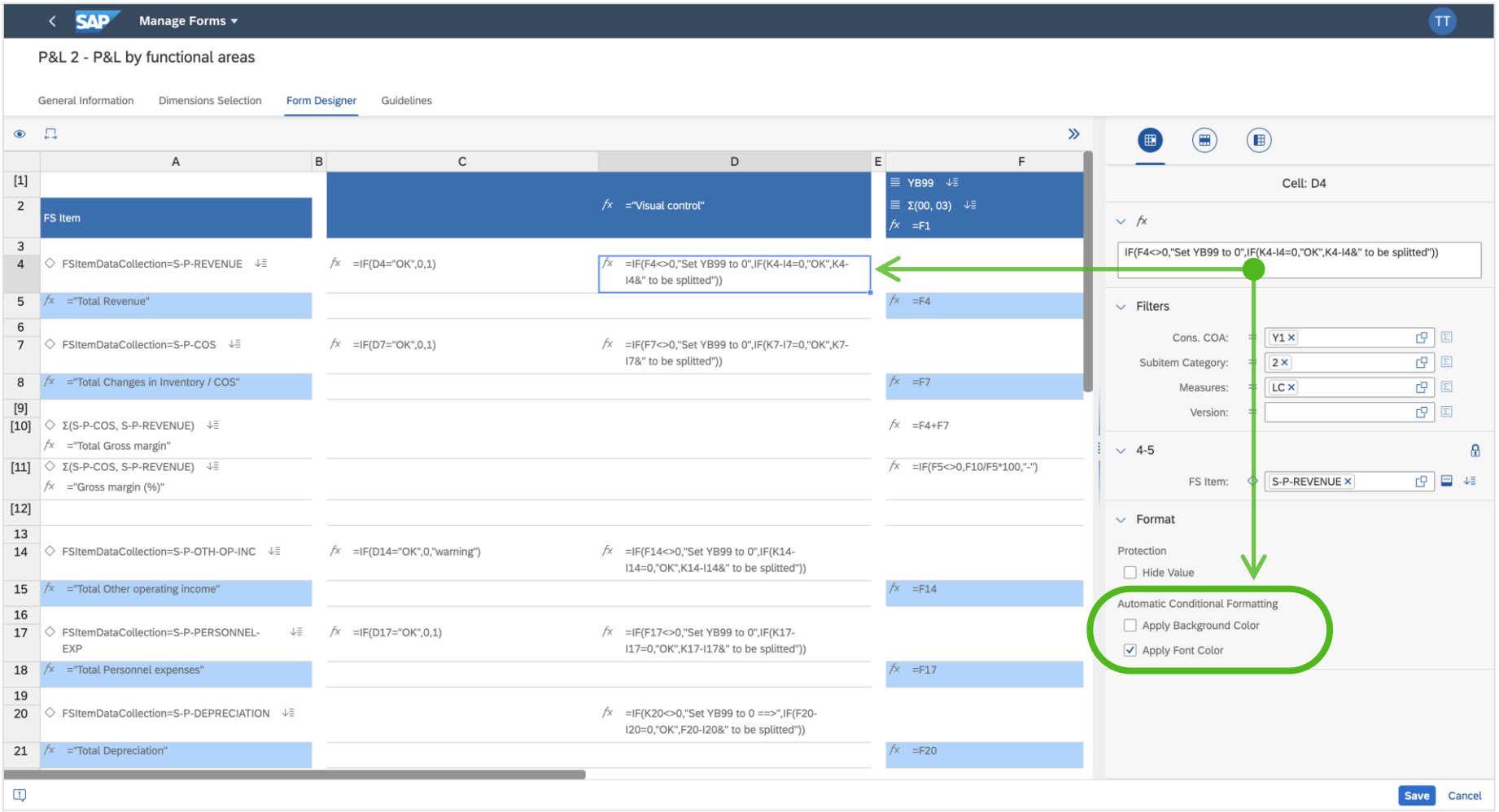

© 2021 SAP SE or an SAP affiliate company. All rights reserved. I PUBLIC

GRDC Forms, conditional formatting – when running the form

In this example, column D “Visual control” is designed with conditional formatting.

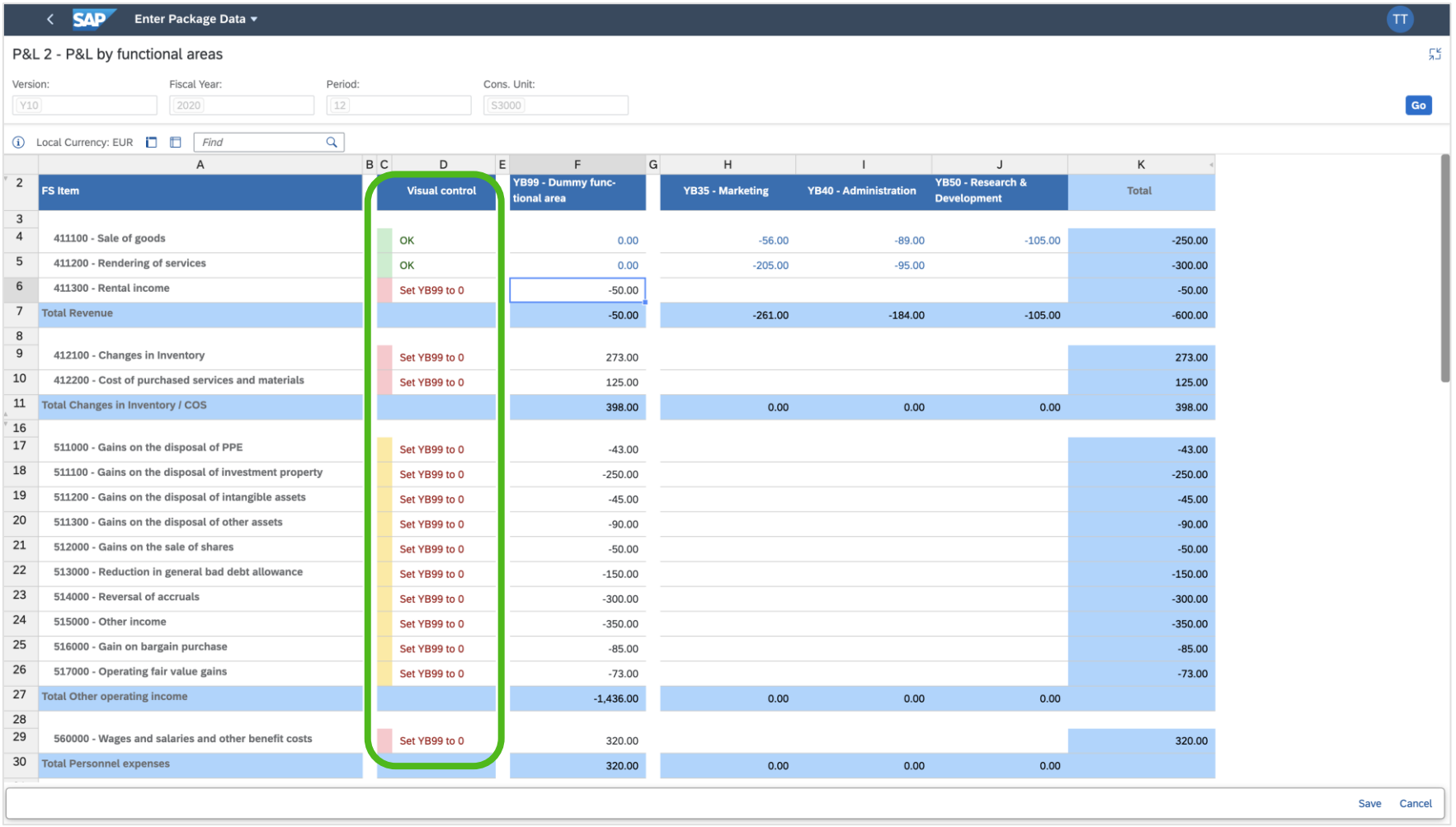

	A	D	F	H	I	J	K
2	FS Item	Visual control	YB99 - Dummy functional area	YB35 - Marketing	YB40 - Administration	YB50 - Research & Development	Total
3							
4	411100 - Sale of goods	OK	0.00	-56.00	-89.00	-105.00	-250.00
5	411200 - Rendering of services	OK	0.00	-205.00	-95.00		-300.00
6	411300 - Rental income	Set YB99 to 0	-50.00				-50.00
7	Total Revenue		-50.00	-261.00	-184.00	-105.00	-600.00
8							
9	412100 - Changes in Inventory	Set YB99 to 0	273.00				273.00
10	412200 - Cost of purchased services and materials	Set YB99 to 0	125.00				125.00
11	Total Changes in Inventory / COS		398.00	0.00	0.00	0.00	398.00
16							
17	511000 - Gains on the disposal of PPE	Set YB99 to 0	-43.00				-43.00
18	511100 - Gains on the disposal of investment property	Set YB99 to 0	-250.00				-250.00
19	511200 - Gains on the disposal of intangible assets	Set YB99 to 0	-45.00				-45.00
20	511300 - Gains on the disposal of other assets	Set YB99 to 0	-90.00				-90.00
21	512000 - Gains on the sale of shares	Set YB99 to 0	-50.00				-50.00
22	513000 - Reduction in general bad debt allowance	Set YB99 to 0	-150.00				-150.00
23	514000 - Reversal of accruals	Set YB99 to 0	-300.00				-300.00
24	515000 - Other income	Set YB99 to 0	-350.00				-350.00
25	516000 - Gain on bargain purchase	Set YB99 to 0	-85.00				-85.00
26	517000 - Operating fair value gains	Set YB99 to 0	-73.00				-73.00
27	Total Other operating income		-1,436.00	0.00	0.00	0.00	
28							
29	560000 - Wages and salaries and other benefit costs	Set YB99 to 0	320.00				320.00
30	Total Personnel expenses		320.00	0.00	0.00	0.00	

© 2021 SAP SE or an SAP affiliate company. All rights reserved. I PUBLIC

GRDC Forms, improved insertion mode 1/4

Benefits

- More possibilities in designing the forms
- More guidance for the business end-users when she/he enters data in forms
- Forms can be more precise, making data collection easier

Feature

- After defining the filter mode (for example, List of Values or Attribute), you can choose one of the following insertion modes for each dimension:
  - Include the dimension members with existing amounts
  - Include dimension members with amounts and allow users to add additional existing dimension members to the form (for example, partner unit dimension)
  - Include all dimension members available in the selection range (for example, the FS item dimension)

© 2021 SAP SE or an SAP affiliate company. All rights reserved. I PUBLIC

GRDC Forms, improved insertion mode – when designing the form 2/4

In this example, currency should be displayed automatically when the financial statement (FS) items are selected.

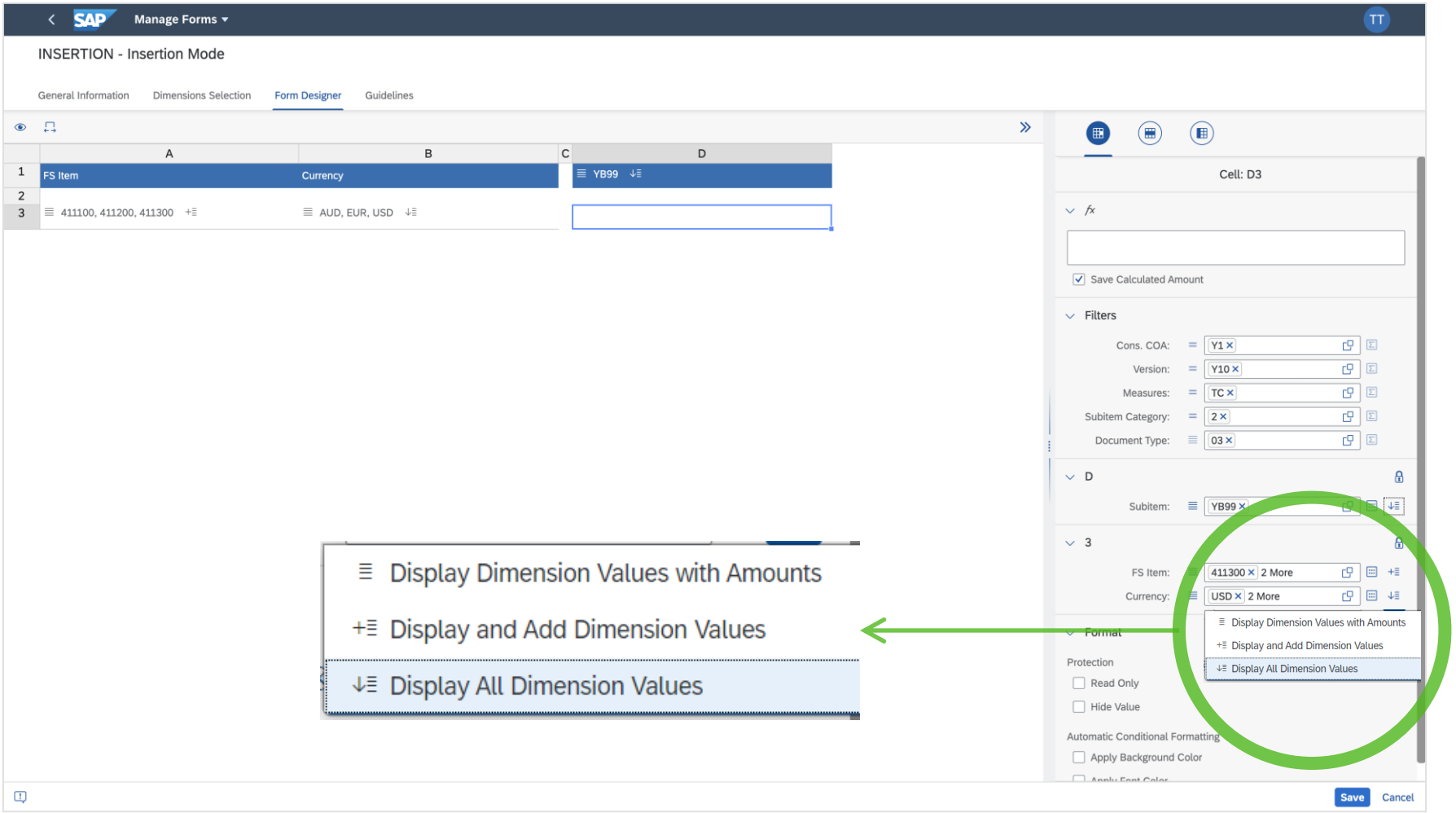

© 2021 SAP SE or an SAP affiliate company. All rights reserved. I PUBLIC

GRDC Forms, improved insertion mode – when running the form 3/4

In this example, two financial statements (FS) items are chosen from a list.

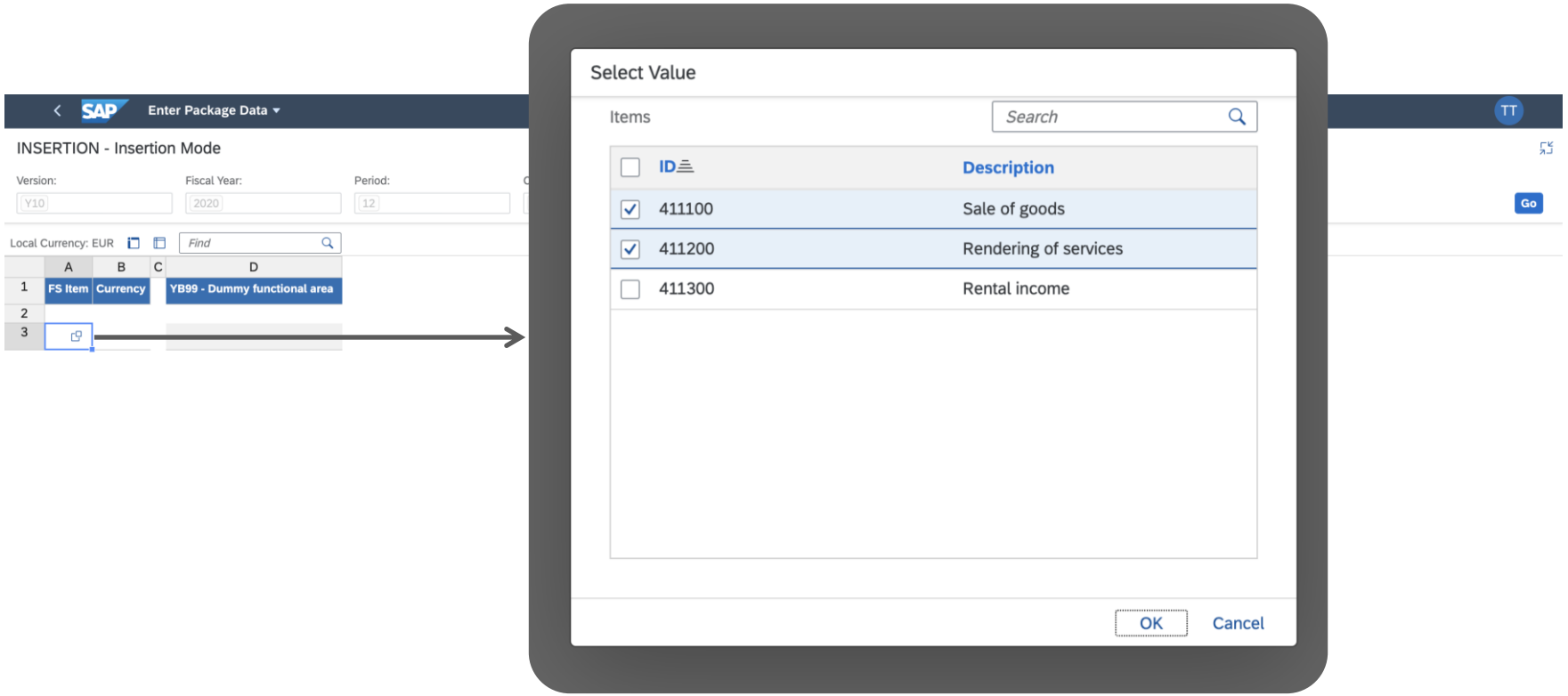

© 2021 SAP SE or an SAP affiliate company. All rights reserved. I PUBLIC

GRDC Forms, improved insertion mode – when running the form 4/4

When selected, the currency associated to the FS items is automatically displayed.

The business end-users are guided, and see they’re asked to enter data by currency.

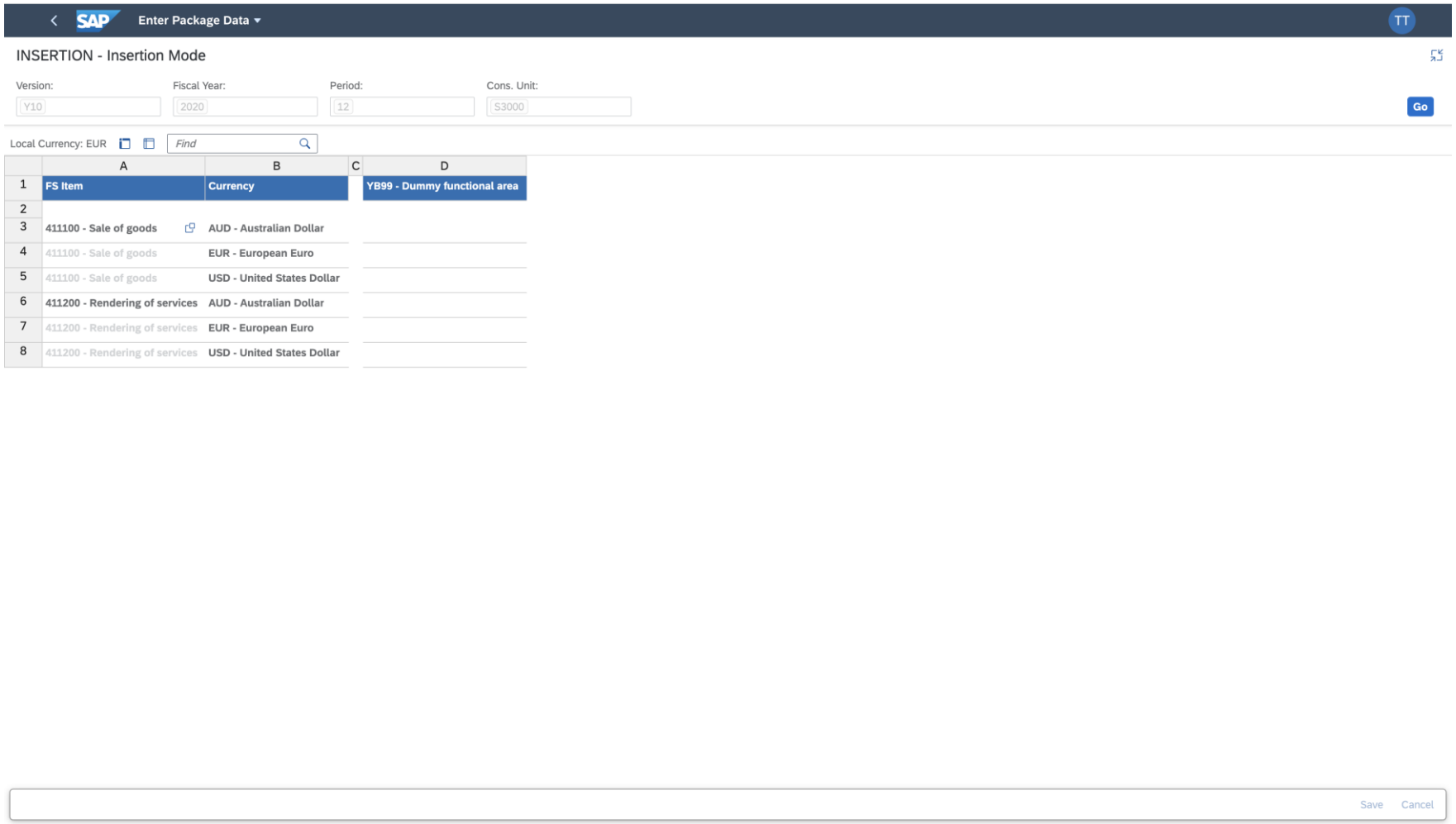

© 2021 SAP SE or an SAP affiliate company. All rights reserved. I PUBLIC

GRDC Forms, define the size of rows and columns

You can define the size of rows and columns. You can select autofit or enter a fixed size.

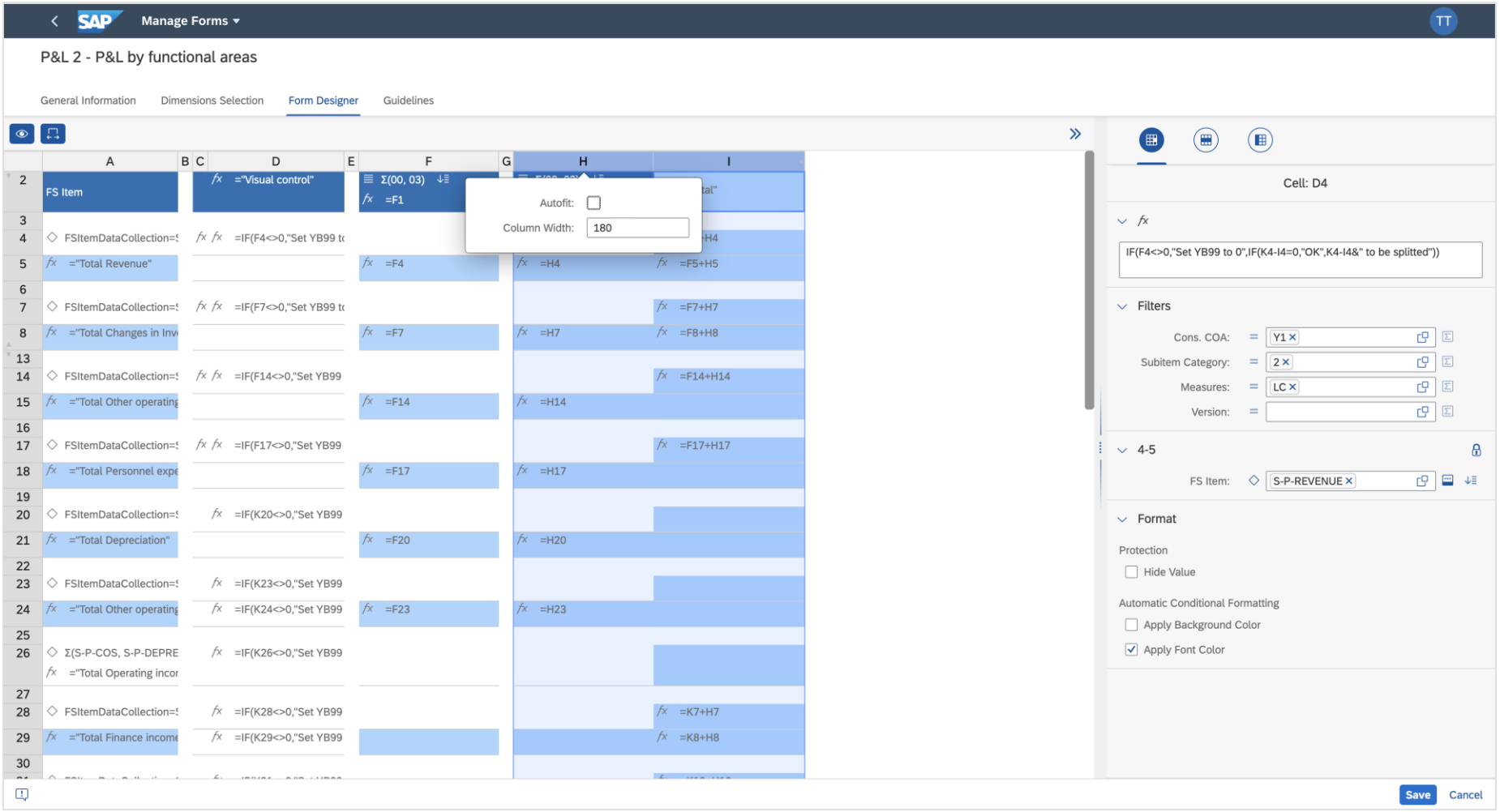

© 2021 SAP SE or an SAP affiliate company. All rights reserved. I PUBLIC

GRDC Forms, hide – when designing the form

You can determine that some of the rows and columns in the form are hidden at runtime.

In the example, when designing the form, column K is hidden (it appears as [K]).

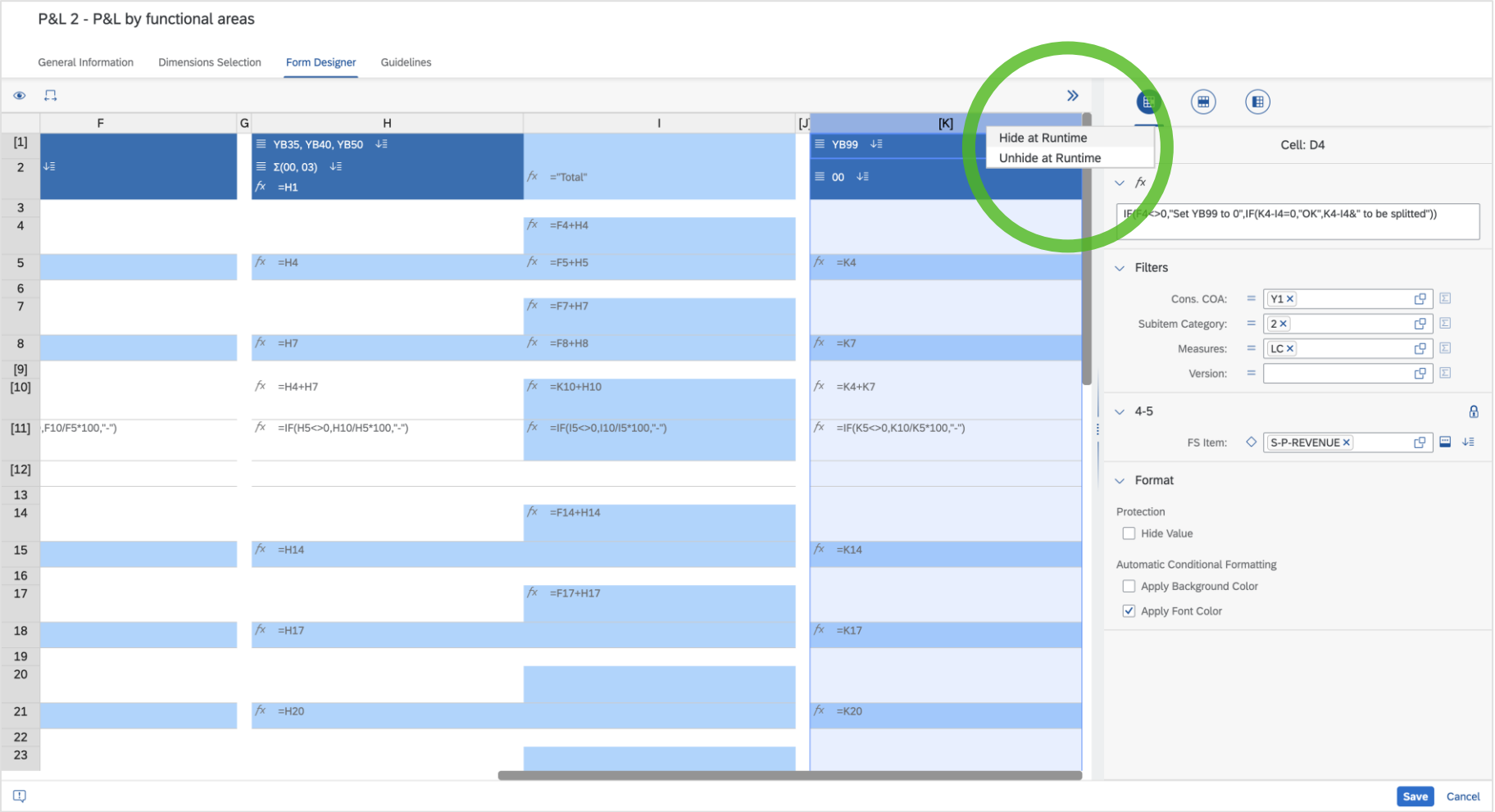

© 2021 SAP SE or an SAP affiliate company. All rights reserved. I PUBLIC

GRDC Forms, hide – when running the form

When you run the form, column K is hidden.

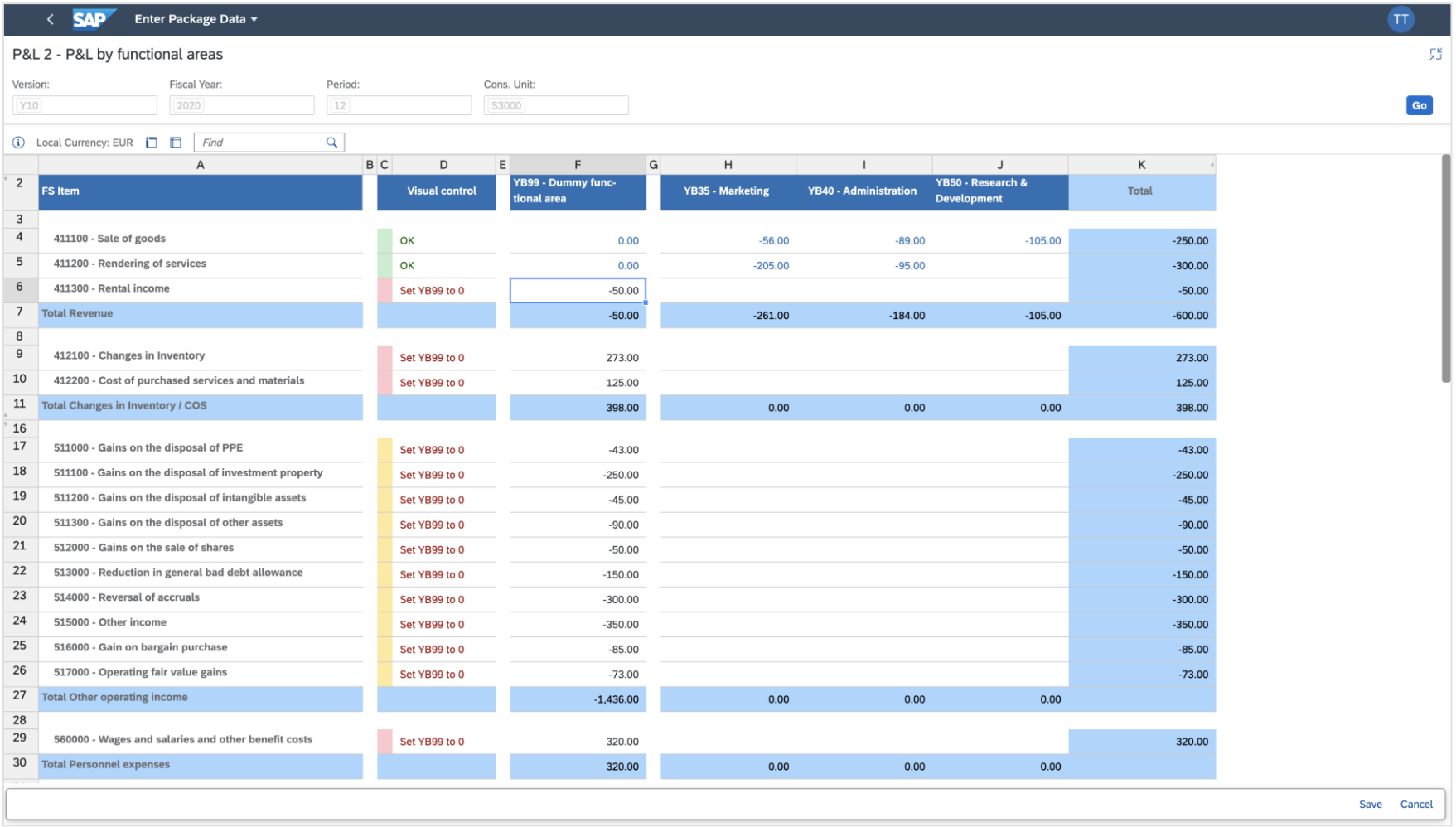

	A	C	D	F	H	I	J	K
2	FS Item		Visual control	YB99 - Dummy functional area	YB35 - Marketing	YB40 - Administration	YB50 - Research & Development	Total
3								
4	411100 - Sale of goods		OK	0.00	-56.00	-89.00	-105.00	-250.00
5	411200 - Rendering of services		OK	0.00	-205.00	-95.00		-300.00
6	411300 - Rental income		Set YB99 to 0	-50.00				-50.00
7	Total Revenue			-50.00	-261.00	-184.00	-105.00	-600.00
8								
9	412100 - Changes in Inventory		Set YB99 to 0	273.00				273.00
10	412200 - Cost of purchased services and materials		Set YB99 to 0	125.00				125.00
11	Total Changes in Inventory / COS			398.00	0.00	0.00	0.00	398.00
16								
17	511000 - Gains on the disposal of PPE		Set YB99 to 0	-43.00				-43.00
18	511100 - Gains on the disposal of investment property		Set YB99 to 0	-250.00				-250.00
19	511200 - Gains on the disposal of intangible assets		Set YB99 to 0	-45.00				-45.00
20	511300 - Gains on the disposal of other assets		Set YB99 to 0	-90.00				-90.00
21	512000 - Gains on the sale of shares		Set YB99 to 0	-50.00				-50.00
22	513000 - Reduction in general bad debt allowance		Set YB99 to 0	-150.00				-150.00
23	514000 - Reversal of accruals		Set YB99 to 0	-300.00				-300.00
24	515000 - Other income		Set YB99 to 0	-350.00				-350.00
25	516000 - Gain on bargain purchase		Set YB99 to 0	-85.00				-85.00
26	517000 - Operating fair value gains		Set YB99 to 0	-73.00				-73.00
27	Total Other operating income			-1,436.00	0.00	0.00	0.00	
28								
29	560000 - Wages and salaries and other benefit costs		Set YB99 to 0	320.00				320.00
30	Total Personnel expenses			320.00	0.00	0.00	0.00	

© 2021 SAP SE or an SAP affiliate company. All rights reserved. I PUBLIC

GRDC Forms, read only at cell level

You can make cells, rows, columns or the entire form as read only.

This feature helps prevent data entry on one / multiple cells.

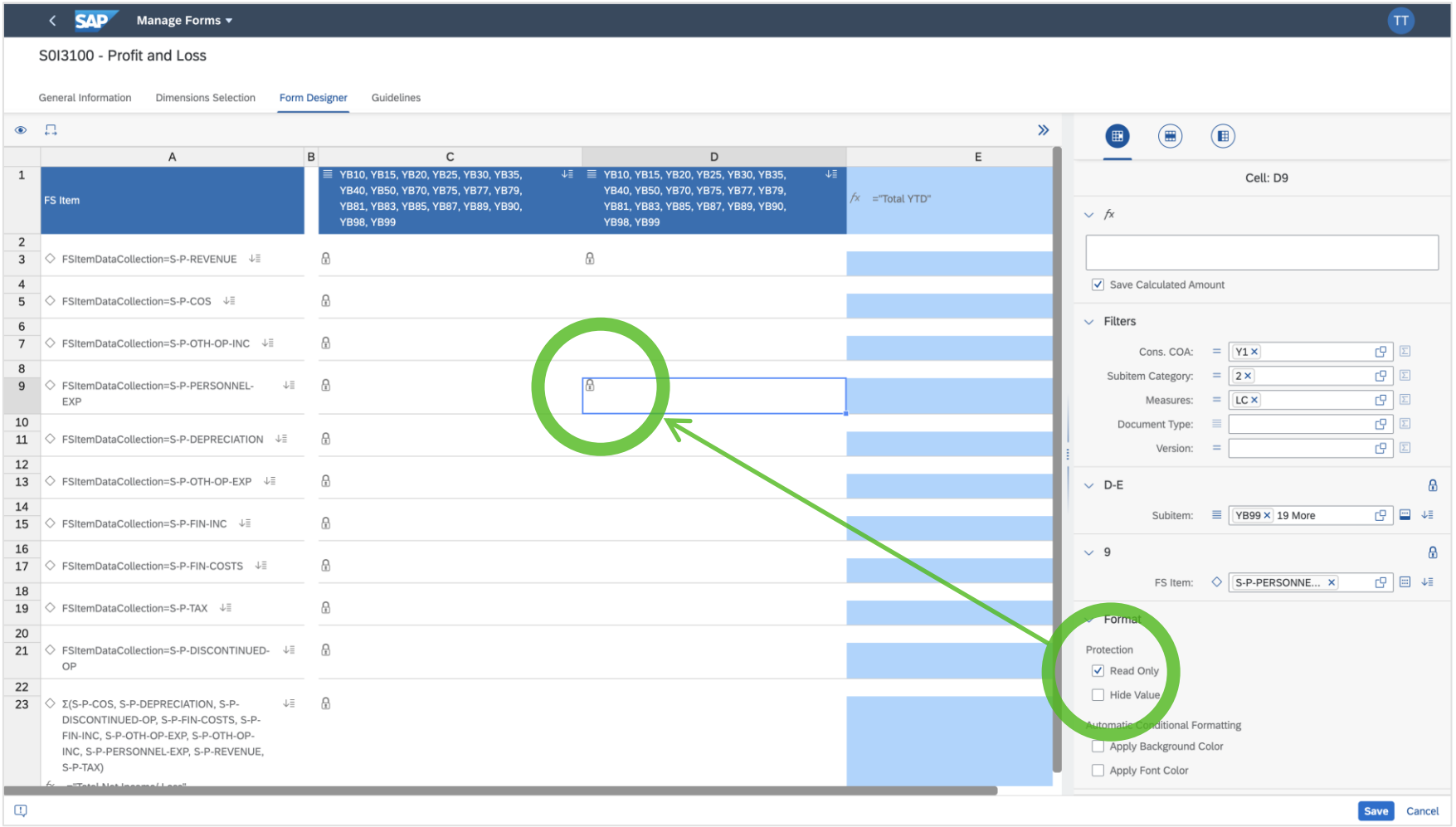

© 2021 SAP SE or an SAP affiliate company. All rights reserved. I PUBLIC

2021 release

New features inherited from cloud 2011 to 2108

Introduction

The SAP S/4HANA Finance for group reporting 2021 release on-premise also inherits from the innovations delivered in the 2011, 2102, 2105 and 2108 releases of our cloud edition.

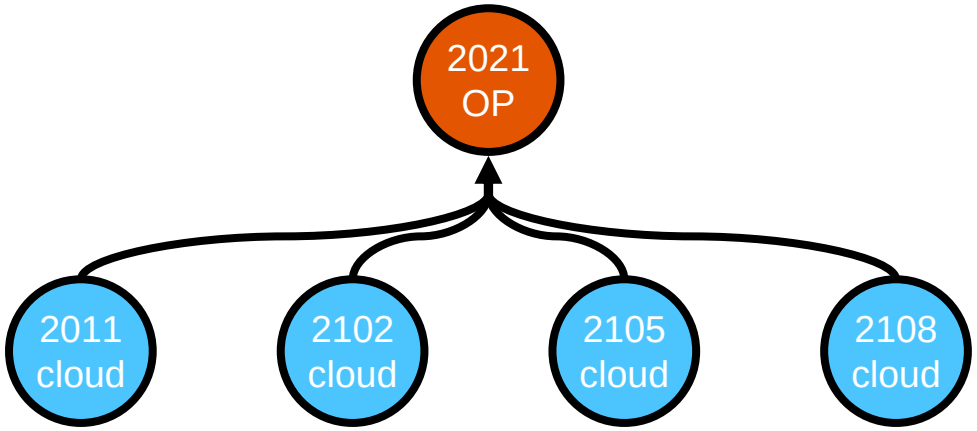

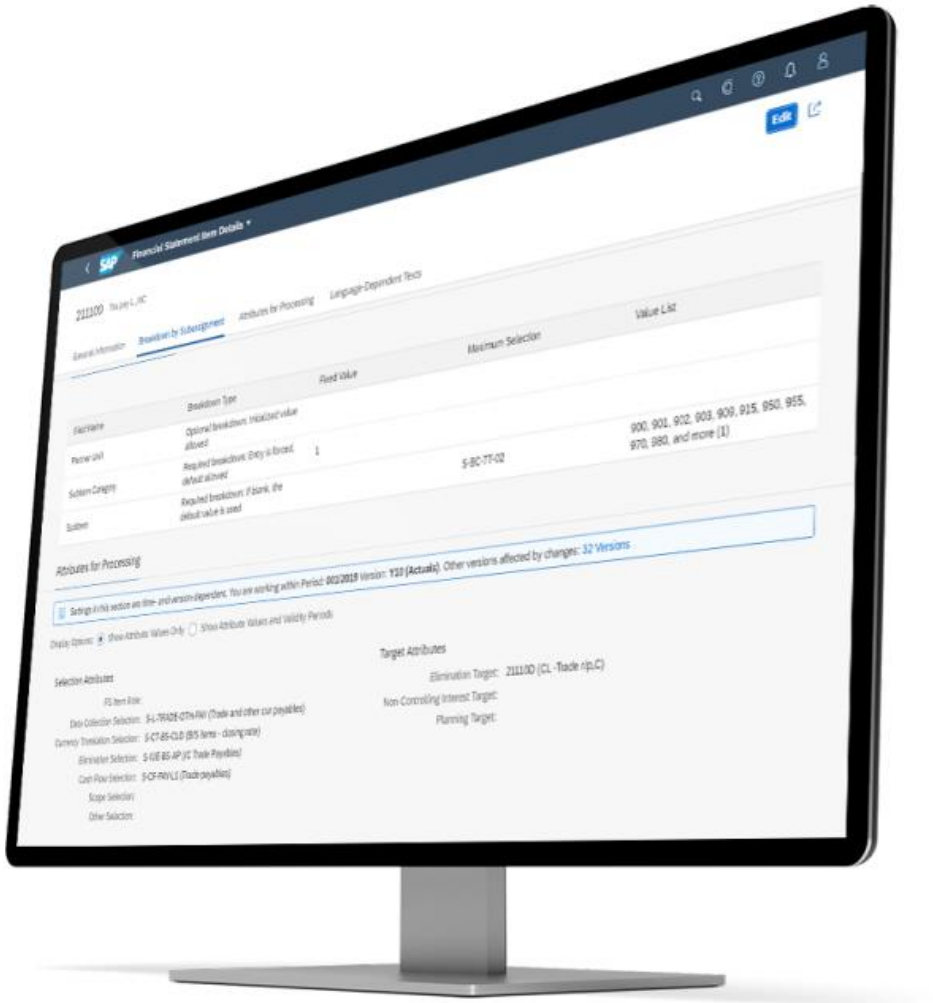

© 2021 SAP SE or an SAP affiliate company. All rights reserved. I PUBLIC

Group Reporting 2021 features inherited from cloud 2108

- Automation of elimination of unrealized profit on inventory
- Manual journals with multiple consolidation groups
- Collect texts for financial reporting
- Front-end formula calculations during manual data collection
- Extensibility of financial statement item master data attributes
- Increased data and consolidation monitors' configuration flexibility
- Performance improvements on analytics

More information:

https://d.dam.sap.com/m/xsj5sFf/SAP_Group_Reporting_Feature_Deck_S4HANA_2108.pdf#pdfjs.action=download

© 2021 SAP SE or an SAP affiliate company. All rights reserved. I PUBLIC

Group Reporting 2021 features inherited from cloud 2105

- Improved Release of Universal Journals
- ECC integration with GRDC Data Mapping
- Improved Equity Pickup automation
- Integrate data from remote systems into ICMR
- Support for the “compound” type in total data validation rules
- New tile to compare group manual journal entries
- New analytics query views for comparative reports on old and new reporting logic
- More flexibility on customer-specific configuration with new self-service configurations
- Formulas
- Labels and formatting enhancement
- Comments

More information:

https://www.sap.com/docs/download/2021/05/62f8fa61-de7d-0010-bca6-c68f7e60039b.pdf

https://www.sap.com/docs/download/2021/06/3a85671e-e77d-0010-bca6-c68f7e60039b.pdf

© 2021 SAP SE or an SAP affiliate company. All rights reserved. I PUBLIC

Group Reporting 2021 features inherited from cloud 2102

- Automate equity pickups
- Benefit from strengthened data mapping capabilities
- Apply sign change for Financial Statement items
- Use an improved “Define Selections” app
- Leverage multiple group currencies and custom fields in the “Import Group Journal Entries” app

More information:

https://www.sap.com/docs/download/2021/02/cc09ede3-cb7d-0010-87a3-c30de2ffd8ff.pdf

© 2021 SAP SE or an SAP affiliate company. All rights reserved. I PUBLIC

Group Reporting 2021 features inherited from cloud 2011

- Equity Pickup Automation
- GRDC Load data from any external system
- GRDC New form designer for manual data collection
- Consolidate with multiple group currencies
- Multiple data collection tasks in the data monitor
- Consolidation of investments processing fields in manual posting
- Enhanced consolidation master data
- Substitution and validation functionalities embedded in flexible upload

More information:

https://d.dam.sap.com/m/a1m1N69/SAP_Group_Reporting_Feature_Deck_S4%20HANA%202011_00_Cloud.pdf

https://www.linkedin.com/pulse/sap-s4hana-finance-group-reporting-release-2021-fps01-neufcourt/

© 2021 SAP SE or an SAP affiliate company. All rights reserved. I PUBLIC

S/4HANA for group reporting overview

Release independent

Target architecture
Building blocks for an integrated group close

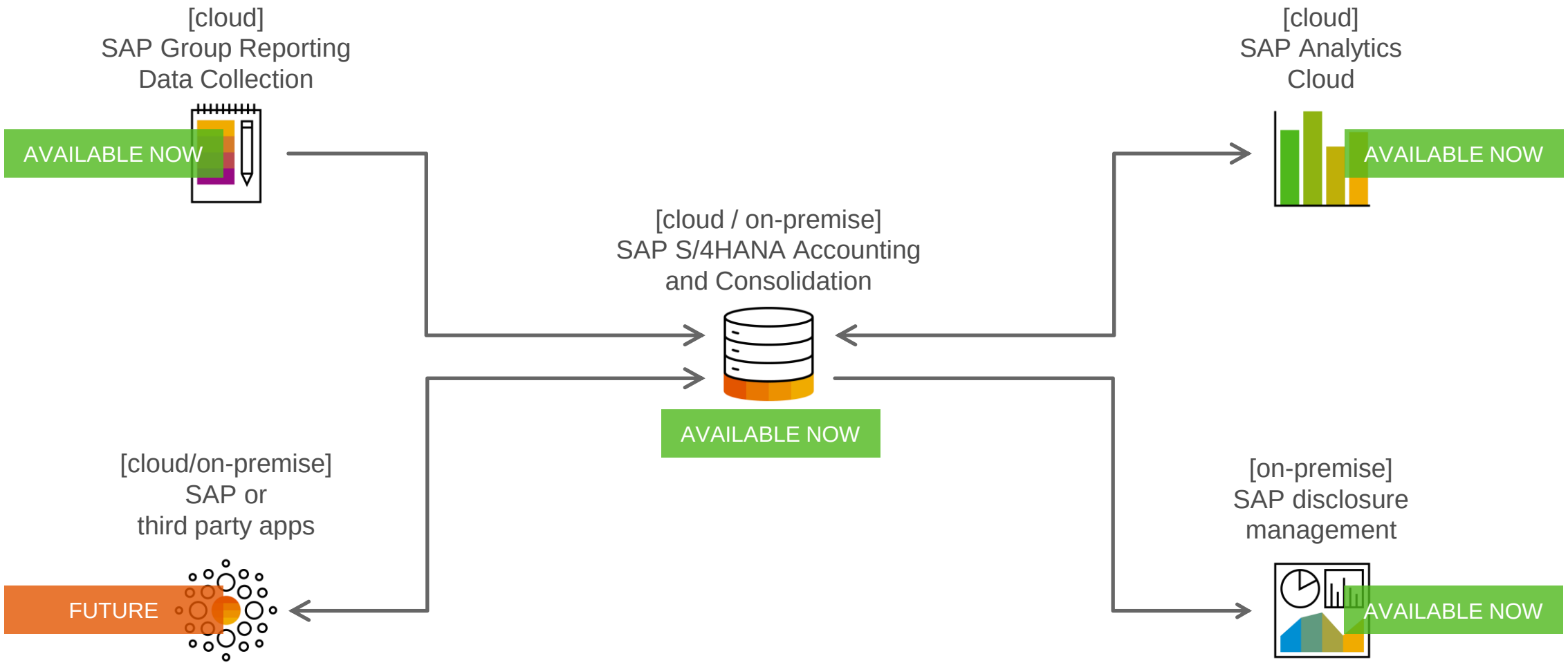

© 2021 SAP SE or an SAP affiliate company. All rights reserved. I PUBLIC I MORE: https://blogs.sap.com/2019/05/13/sap-s4hana-finance-for-group-reporting-product-strategy/

Target architecture
Integrated platform for group reporting

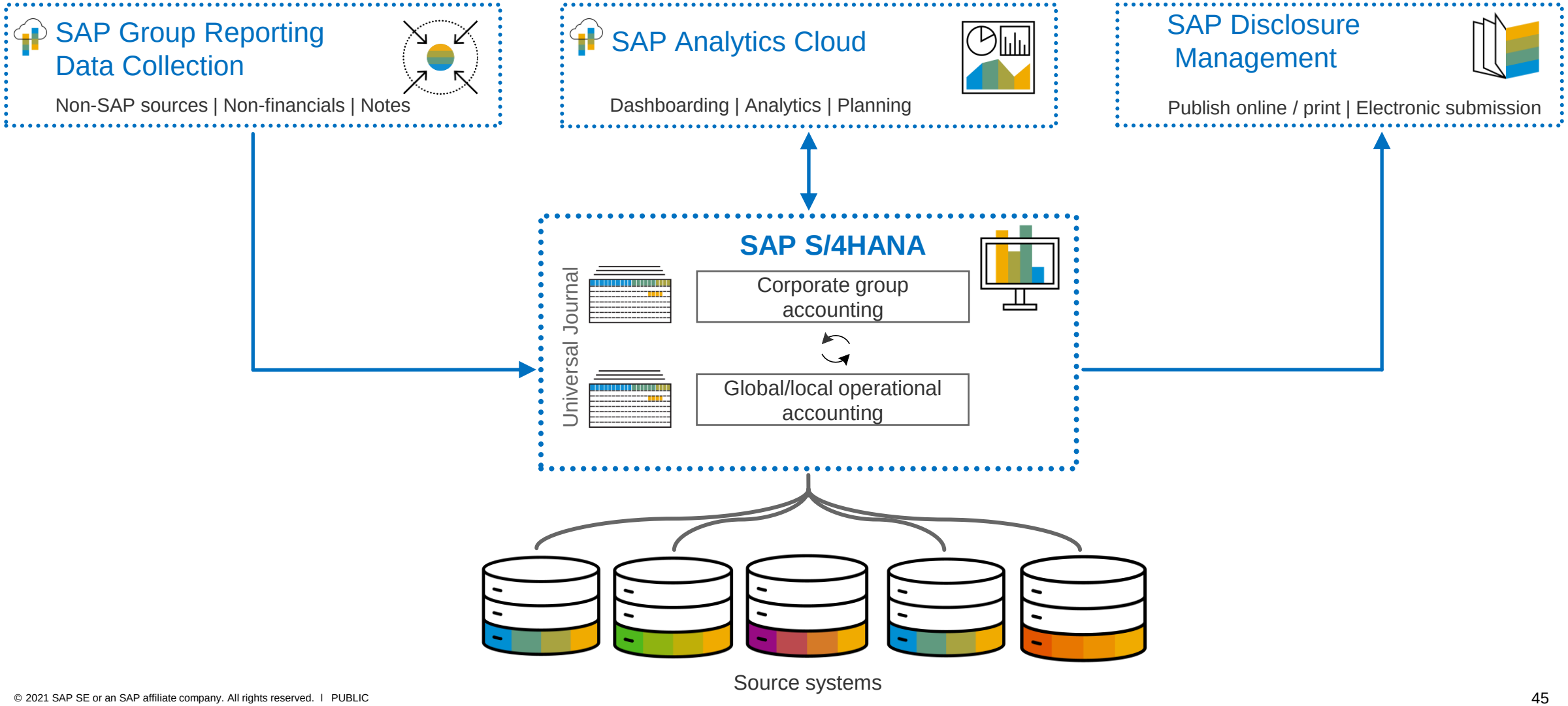

© 2021 SAP SE or an SAP affiliate company. All rights reserved. I PUBLIC

Simplification of group reporting in SAP S/4HANA (cloud and on-premise)

LEGACY LANDSCAPE

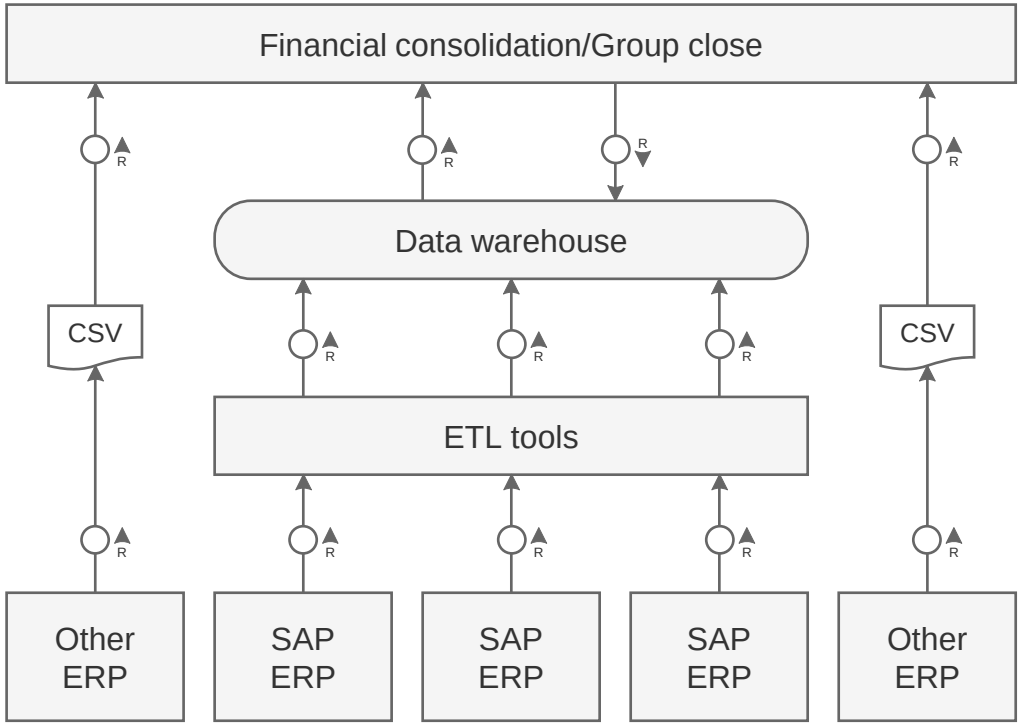

S/4HANA LANDSCAPE

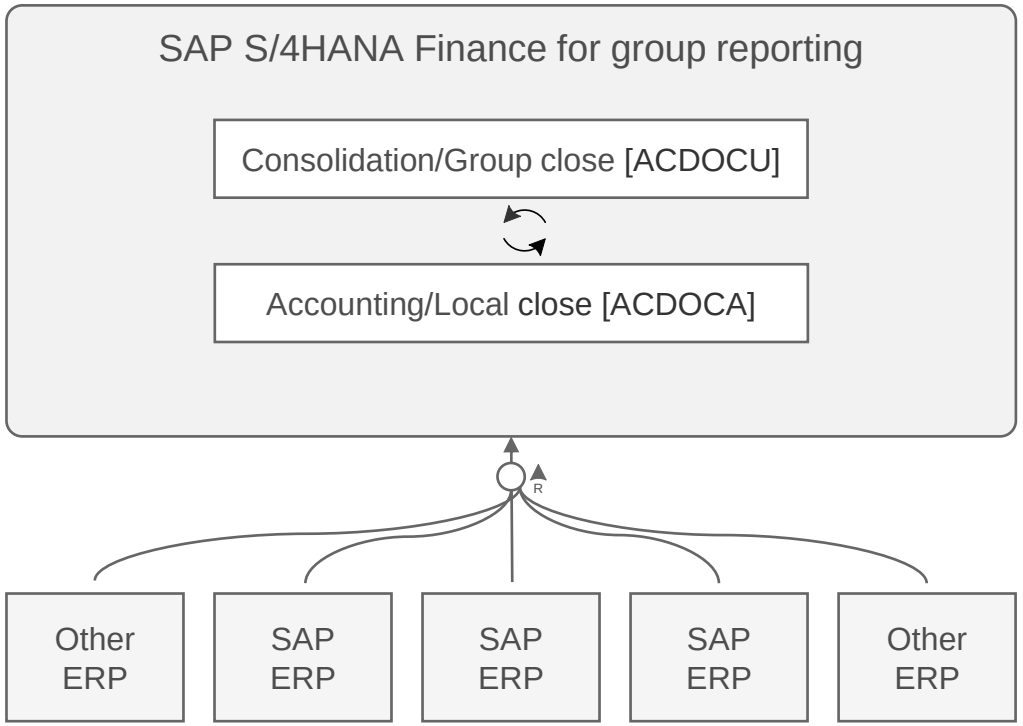

© 2021 SAP SE or an SAP affiliate company. All rights reserved. I PUBLIC I MORE: https://blogs.sap.com/2019/05/13/sap-s4hana-finance-for-group-reporting-product-strategy/

Fundamental concepts
Data model and master data

Data model

Global parameters / reporting event
- Version, CoA, ledger, year, period

Documents
- Posting level, document types
- Document number, …
- Local currency, group currency, transaction currency, quantity

Consolidation organizational objects
- Consolidation group (representing the legal group)
- Consolidation units (companies)
- Partner unit

FS item/ consolidation characteristics
- FS items
- Subitems / subitem category

Additional characteristics
- Unified accounting & consolidation master data on objects such as GL account, profit center, cost center, profitability accounting objects, etc.
- Hierarchies

“Virtual” characteristics, i.e. calculated at report run time
- Reporting items
- Elimination dimensions for cons units / segment / PC

Master data content

FS items
- Chart of Accounts
- Functions controlled through attributes

Subitems- transaction types
- All B/S accounts
- Integration with accounting consolidation transaction type

Subitems - functional areas
- All P&L accounts for I/S by functional area (Cost of Sales)
- Integration with accounting functional area

Cons Units, Partner Units, Cons Groups
- Sample set for testing, demo and customer evaluation
- Set of companies that exist in accounting + some for flexible upload

Additional characteristics
- Sample master data

Reporting items
- Master data for I/S by functional area, Cash Flow, Statement of changes in Equity, etc.

© 2021 SAP SE or an SAP affiliate company. All rights reserved. I PUBLIC

Fundamental concepts
Posting level / document type

Every data record is assigned to a document type with user, date/time of entry information.
Each document type is assigned to a posting level.

Consolidated data

Standardized data

Reported data

Posting levels		Auto only	Relation for reporting logic or PCC
Blank	Accounting data (actuals, plan)		Cons Unit
0C	Corrections to accounting data (combined consistency check with blank)		
00	Reported data (file, manual data collection, API)		
01	Corrections to reported data carried forward to 00		
10	Adjustments to reported data		
0T	Rounding from Currency Translation	●	
20	Eliminations		Pair (Cons Unit + Partner)
30	Consolidations		Cons Group
02, 12	Preparation of changes to the consolidation group	●	Cons Group + Cons Unit Pair
22	Preparation of changes to the consolidation group	●	

© 2021 SAP SE or an SAP affiliate company. All rights reserved. I PUBLIC

Fundamental concepts
Data monitor

Data monitor functions

- Balance carry forward
- Release accounting docs (ACDOCA, ACDOCP)
- Data collection (Flexible upload, API, GRDC input reports and mapping)
- Validation universal journal (consistency on accounting data)
- Calculation of Net Income (LC)
- Validation of reported data (LC) and standardized data (GC)
- Manual standardizing entries (PL10 / LC + GC)
- Currency translation
  - Delivered content:
    - Y0901: Standard YTD
    - Y0902: Keep GC value from S4; B/S retranslate @ closing
    - S0901, S0902: period of acquisition (YTD / periodic)
    - S0903: Standard periodic

- I/C Reconciliation (Fiori tiles, not integrated in the monitor)
  - >=1908 / 1909 IC matching and reconciliation solution
  - <1908: IC report company level
  - < 1902: IC report company level, group level

Corporate / Group view

Hierarchy	Description	Overall ...	Bal.Cfwd	Rel Uni.J	Data ...	Val. Uni.J	Calc Net I	Val.Rep.D	Man....	CurrTrans.	Val.Std.D
CGFR	Florain's group										
SFR01	USA West										
SFR02	France										
SFR03	USA East										
SFR04	USA West										
SFR05	Belgium										
SFR06	Japan										
SFR07	Austria										
SFR08	China										

Single company view

Hierarchy	Description	Status	Error	Warnings	Date	Time	Last changed by
SFR01	USA West		0	0	05/23/2019	19:33:56	CB9980002808
1010	Balance Carryforward		0	0			
1015	Release Universal Journals						
1020	Data Collection		0	0	05/23/2019	19:33:24	CB9980002808
1050	Validation Universal Journals						
1030	Calc. Net Income		0	0			
1080	Reported Data Validation		0	0			
1095	Manual Posting (PL10)		0	0			
1100	Currency Translation		0	0	05/23/2019	19:33:56	CB9980002808
1180	Standardized Data Validation		0	0			

© 2021 SAP SE or an SAP affiliate company. All rights reserved. I PUBLIC

Fundamental concepts
Consolidation monitor

Consolidation monitor functions

- IC P&L Sales & COGS one-sided (one-sided)
- IC P&L other income / expense (two-sided)
- IC Dividends (one sided triggered by receiving company)
- IC Eliminations B/S (two-sided)
- Manual Eliminations Entries (PL20)
- Preparation for Cons Group Changes
- Manual Consolidation Entries (PL30)
- Validation of Consolidated data

Options for group shares and Consolidation of Investments (COI)

2 alternative options for COI which can be setup in the monitor

- Activity-based COI
  - Requires tasks 2101 Activity Based COI
  - Can use task 2141 to post group shares to statistical FS items (optional for information purpose in analytics)
- Rule-based COI
  - Requires tasks 2100 Investment / Equity elimination (incl. NCI, dividends, change in equity, change in ownership %), 2180 Total divestiture
  - Enter group shares with task 2140 or calculate group shares with task 2141 based on direct shares entered through flat file

Single sub-group view

Hierarchy	Description	Status
CGN31	CGN31	
2011	IC Elim. Sales	
2021	IC Elim. Other Income/Expense	
2031	Dividends Elimination	
2041	IC Elim. Balance Sheet	
2050	Manual Eliminations (PL20)	
2060	Preparation Cons Group Change	
2141	Calculate Group Shares (PL 30)	
2101	Activity Based COI	
2150	Manual Eliminations (PL30)	
2980	Consolidated Data Validation	

As of 2018/2019

Activity based COI
(as alternative option to rule-based)

2141	Calculate Group Shares (PL 30)	
2140	Enter Group Shares (PL30)	
2100	Investments / Equity elimin.	
2150	Manual Eliminations (PL30)	
2180	Total Divestiture	

As of 2016/2017

Rule based COI

© 2021 SAP SE or an SAP affiliate company. All rights reserved. I PUBLIC

Fundamental concepts
Consolidation of investments (C/I) involving steps on ownership %

1. Load reported data w/o ownership (DT “00”)

2. Load investment related data incl. ownership percentage
   - A Direct share % as a metric of investment account ; reverse data loaded in step 1. above (DT “0B”), or
   - B Post group share % to FS item S00001 (PL 30) for rule based CoI

3. (optional) Run calculation of group share in the monitor if step 2.A. above is chosen and rule based C/I is adopted-> the task will update FS items $000000SHG , $000000SHD, etc.

4. Run consolidation of investment
   - A Rule based (based on reclass. method) or
   - B Activity based (built-in logic based on automatically calculated group share %)

[2] 5. (optional) If adjustment of group share is needed, repeat step 2. onwards above

© 2021 SAP SE or an SAP affiliate company. All rights reserved. I PUBLIC

Fundamental concepts
Task logs

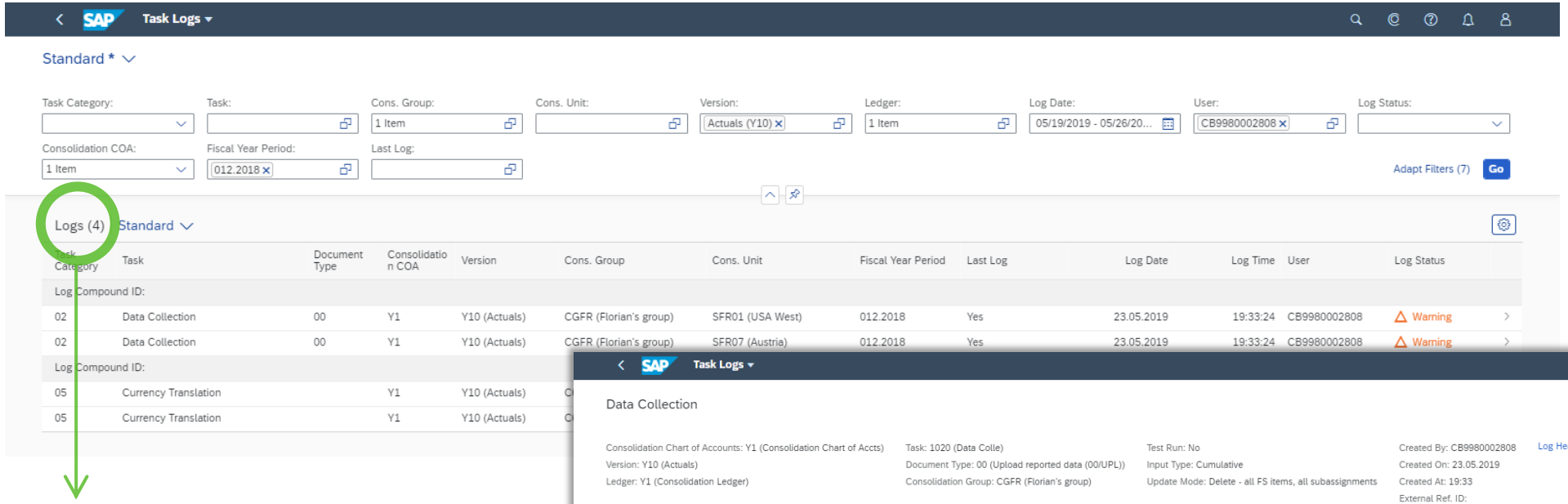

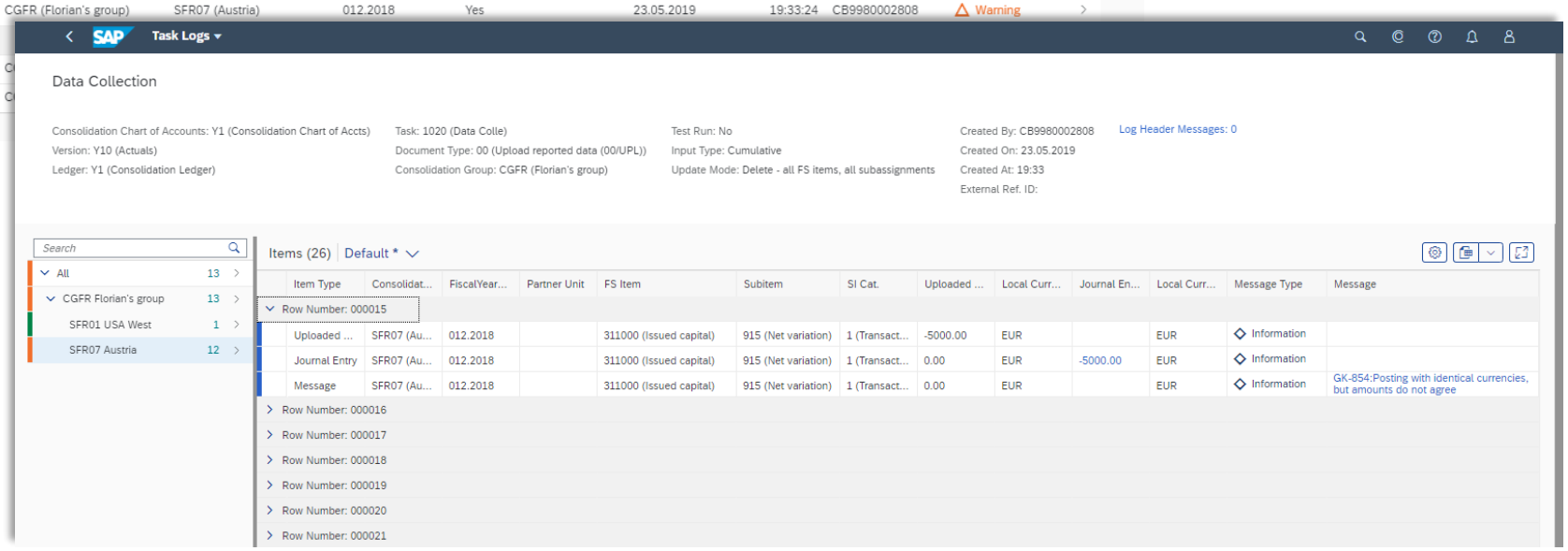

The most important logs are integrated into this app:

- File import
- API
- Journal import (manual journals)
- Currency Translation
- Validation
- Reclassification (consolidations)

© 2021 SAP SE or an SAP affiliate company. All rights reserved. I PUBLIC

Fundamental concepts
How to get data in the system?

Reported data (posting level blank or 00)

- Accounting integration
  - Postings in accounting
  - Accounting file import actuals journals
  - Central Finance scenario
  - Accounting file import plan line-items
  - SAC integration plan line-items
- (Flexible) File import to group reporting
  - From monitor
  - From App (e.g. to load data on multiple periods)
- Group Reporting Data Collection (input reports, mapping file import)
- API

Other posting levels

- Manual group journals
- File import from Manual Group Journals

All posting levels

- Copy transaction data

© 2021 SAP SE or an SAP affiliate company. All rights reserved. I PUBLIC

Fundamental concepts
Accounting integration

What is the impact of a new release since the last release?

What will be my numbers if I release now?

Have there been late-coming documents in previous periods in accounting since the last release in group reporting?

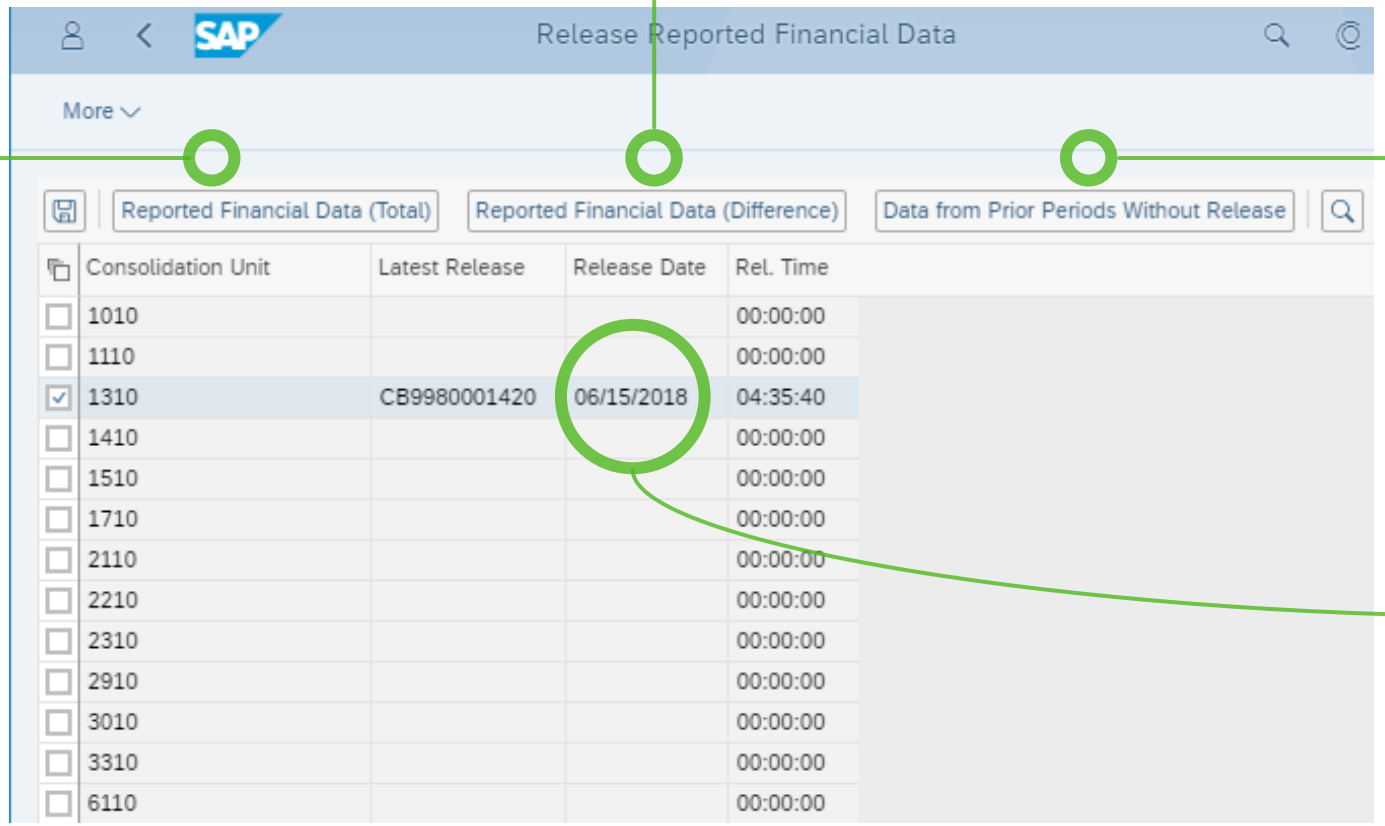

Consolidation Unit	Latest Release	Release Date	Rel. Time
1010			00:00:00
1110			00:00:00
1310	CB9980001420	06/15/2018	04:35:40
1410			00:00:00
1510			00:00:00
1710			00:00:00
2110			00:00:00
2210			00:00:00
2310			00:00:00
2910			00:00:00
3010			00:00:00
3310			00:00:00
6110			00:00:00

Release time-stamp = cut-off time stamp

© 2021 SAP SE or an SAP affiliate company. All rights reserved. I PUBLIC

Fundamental concepts
GRDC (Group Reporting Data Collection) overview [1/2]

Overview

- SAP Group Reporting Data Collection (GRDC) is the set of apps in S/4HANA Finance for group reporting that are designed for:
  - The decentralized manual collection of heterogeneous and supplemental data along corporate structures
  - The transformation and load of data in ACDOCU either from an external ERP system or from the ACDOCA table.
- GRDC includes 2 main feature sets:
  - Manual data collection
  - Data mapping (i.e. ETL)
- GRDC is a native cloud app built in BTP with a new release every 2 weeks

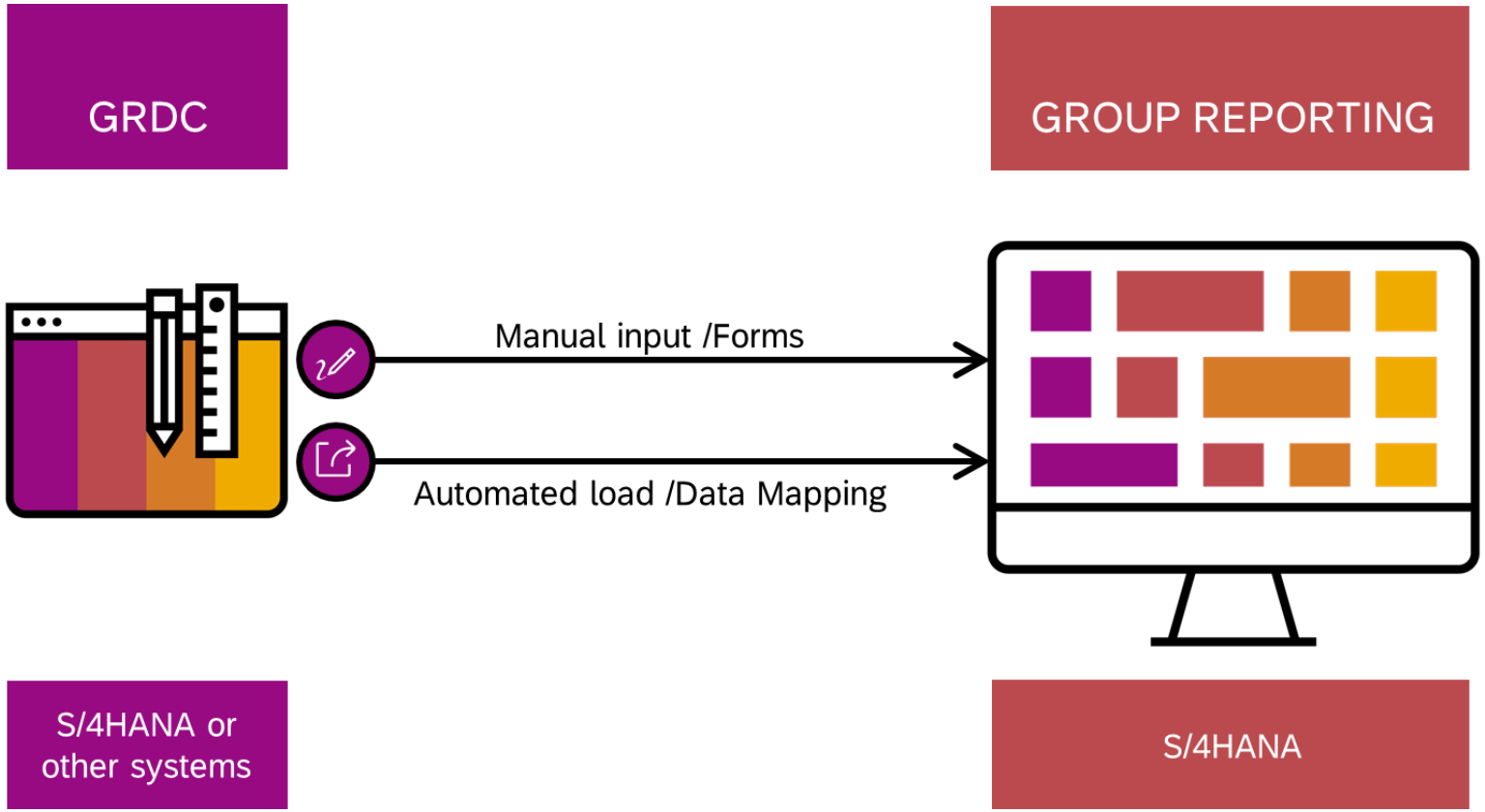

© 2021 SAP SE or an SAP affiliate company. All rights reserved. I PUBLIC

Fundamental concepts
GRDC manual data input

Manual data input

- GRDC manual input apps allow you to enter financial or non-financial data manually in Group Reporting (in the ACDOCU table).
- You can use SAP pre-delivered content, or create your own forms.
- With this manual data collection capability, you can enrich the released / loaded data not captured in your SAP S/4HANA ERP:
  - specific movement types
  - additional information required for consolidation or management reporting
  - Consolidation of investments
  - Partner information for the elimination of profit on inventory
  - Non-financial information needed for notes disclosure such as employee or sustainability information
- You can also use forms to enter data of companies outside of your SAP S/4HANA ERP landscape

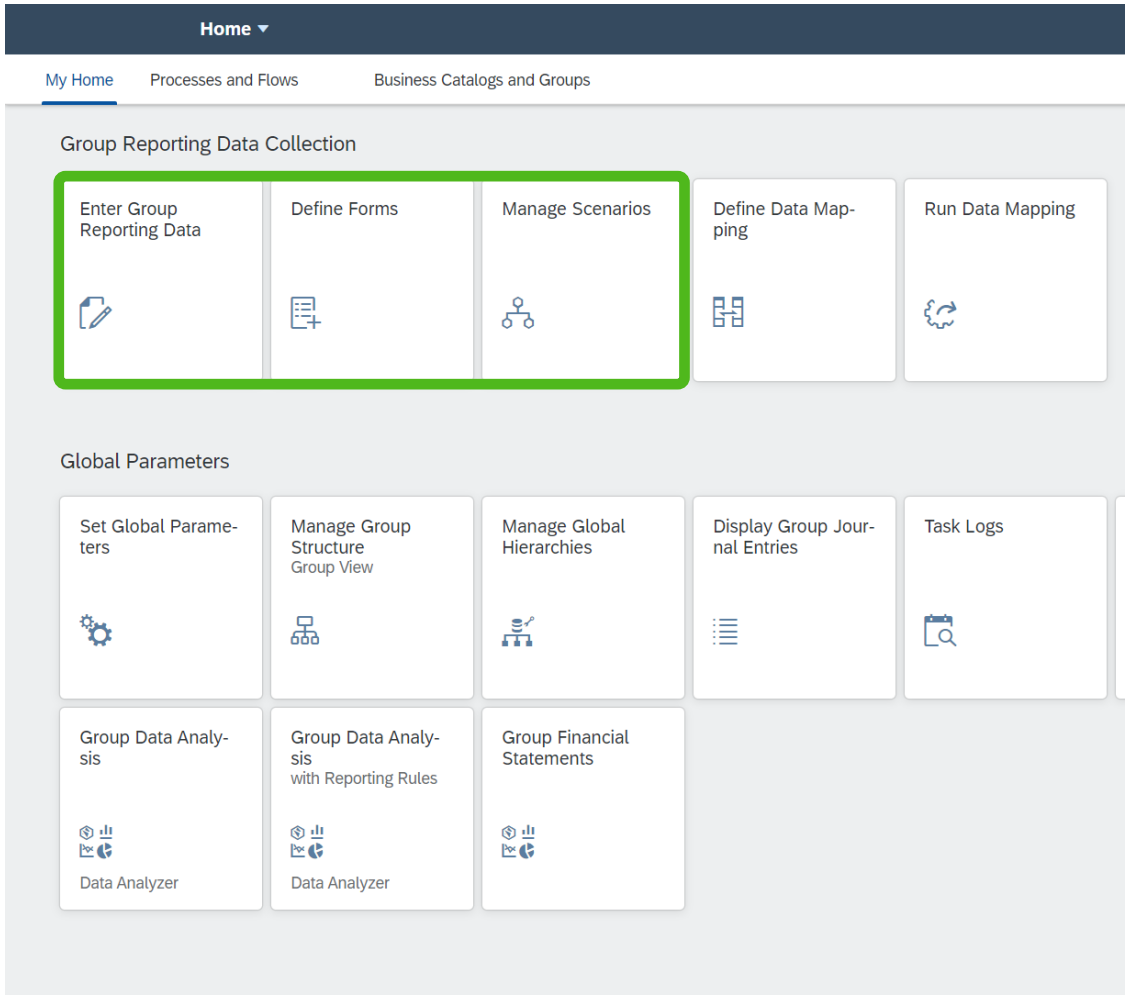

© 2021 SAP SE or an SAP affiliate company. All rights reserved. I PUBLIC

Fundamental concepts
GRDC data mapping

Data mapping

- GRDC data mapping apps help you automate data transformation and load from external systems in Group Reporting, at group level
- You can define and run mappings between (a) source dimensions of your external system, and (b) target dimensions in SAP S/4HANA for group reporting.
- You can create mapping files between source and target in Microsoft Excel, and upload them in data mapping.
- The mapping files are used to transform data, and import it in consolidation (ACDOCU table).

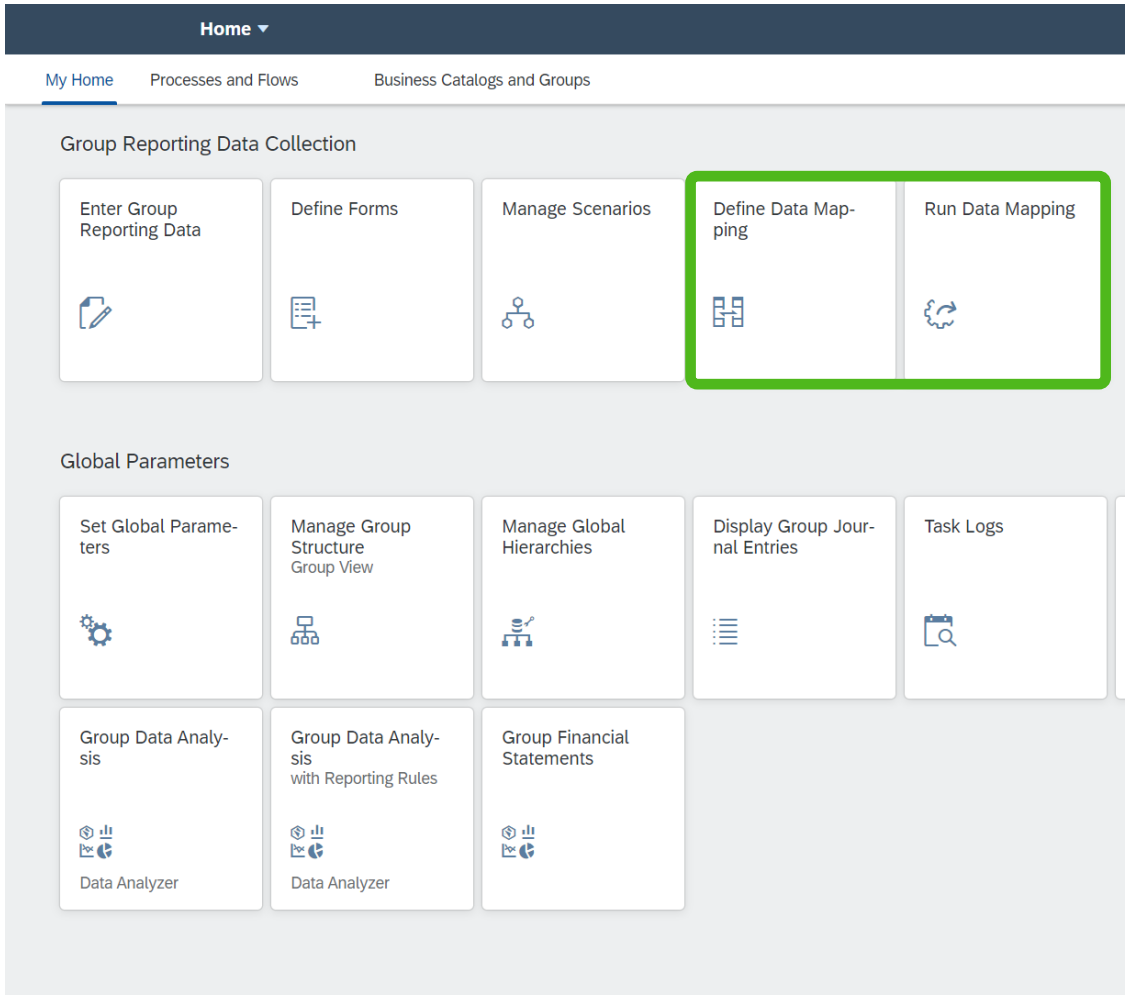

© 2021 SAP SE or an SAP affiliate company. All rights reserved. I PUBLIC

Fundamental concepts
GRDC (Group Reporting Data Collection) overview [2/2]

Architecture

- Our native cloud app is designed to provide agile and flexible data collection capability in SAP S/4HANA for group reporting.
- You can use SAP Group Reporting Data Collection to automatically load data from external systems - with data mapping - and create forms to collect financial or non-financial data manually in SAP S/4HANA for group reporting - with forms.
- As part of SAP product strategy for consolidation, our native cloud app integrates with SAP S/4HANA for group reporting, whether you use it on premise or in the cloud.
- We use SAP Business Technology Platform (SAP BTP) because it offers users the ability to turn data into business value, compose end-to-end business processes, and build and extend SAP applications quickly.
- By developing SAP Group Reporting Data Collection on SAP BTP, we can deliver innovation at a fast pace: you benefit from new and enhanced features every two weeks.

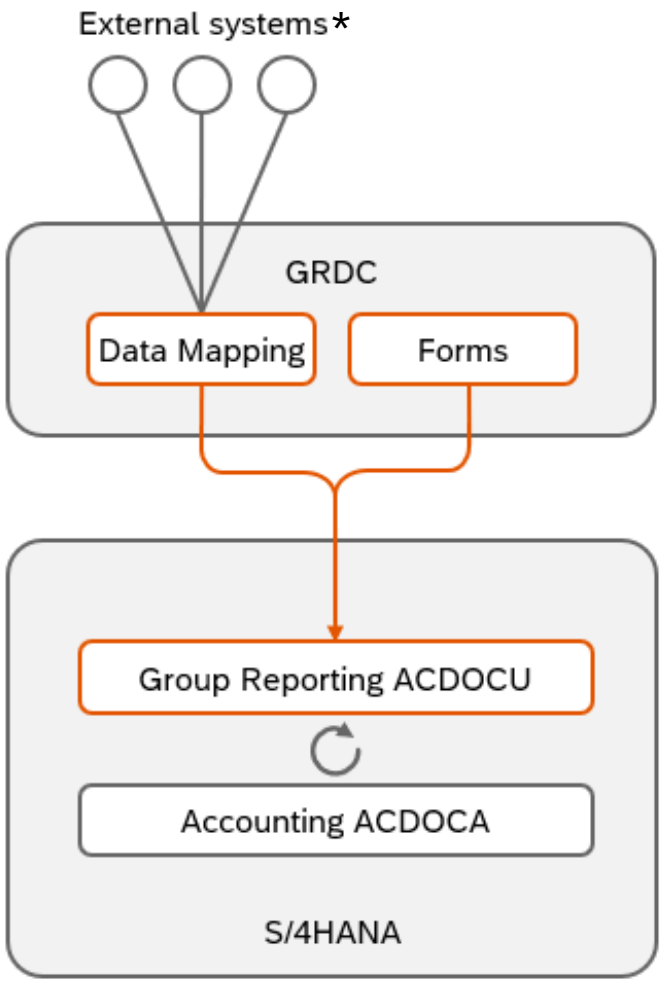

* SAP or non-SAP

© 2021 SAP SE or an SAP affiliate company. All rights reserved. I PUBLIC

Fundamental concepts
Focus on GRDC data mapping [1/2]

Load data from any remote system (SAP or non SAP)

- You can automate data load from any remote system:
  - By implementing the GRDC Data Mapping in the remote system
  - By exporting raw CSV files from the remote system as a source

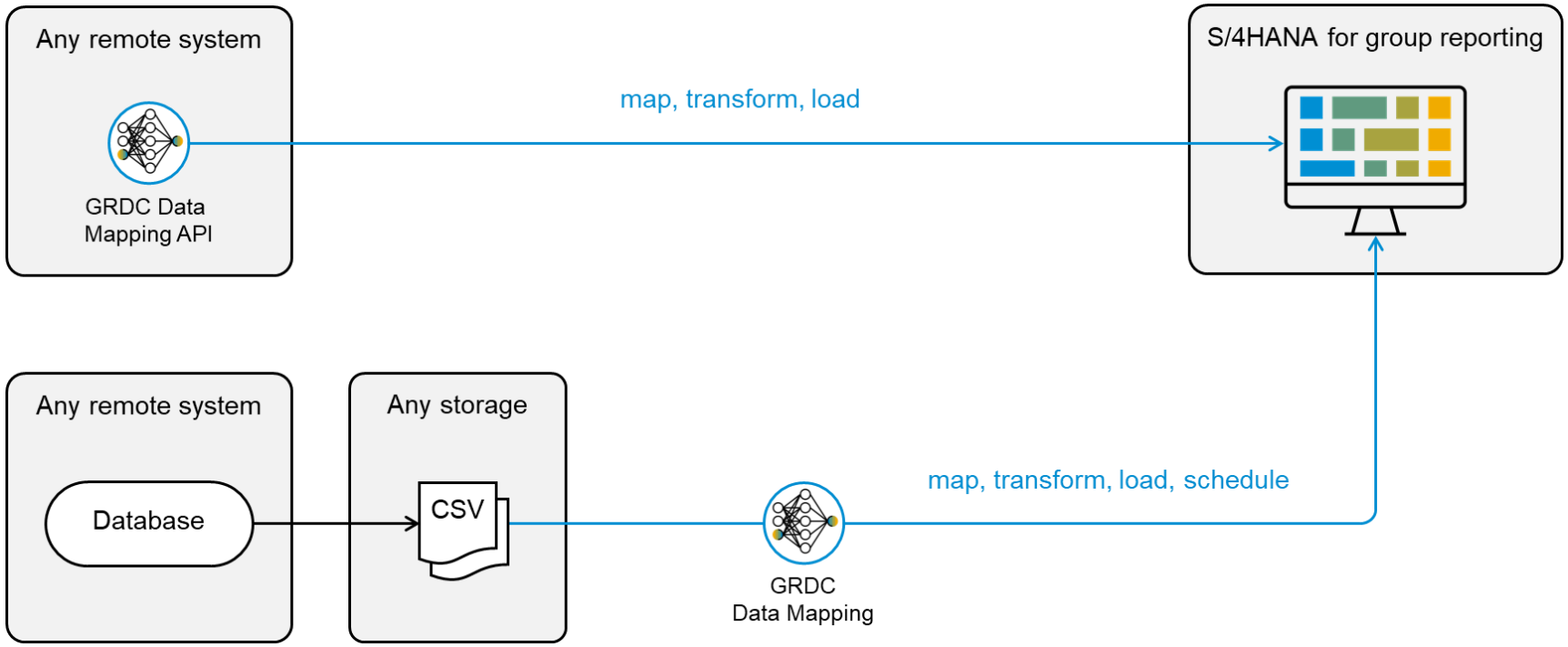

© 2021 SAP SE or an SAP affiliate company. All rights reserved. I PUBLIC

Fundamental concepts
Focus on GRDC data mapping [2/2]

Load data from S/4HANA ACDOCA

- You can automate data load from ACODCA:
  - When ACDOCA is on a separate S/4HANA instance as Group Reporting (see system #1 to system #2 in the diagram)
  - When ACDOCA is on the same S/4HANA instance as Group Reporting (see system #2 in the diagram)

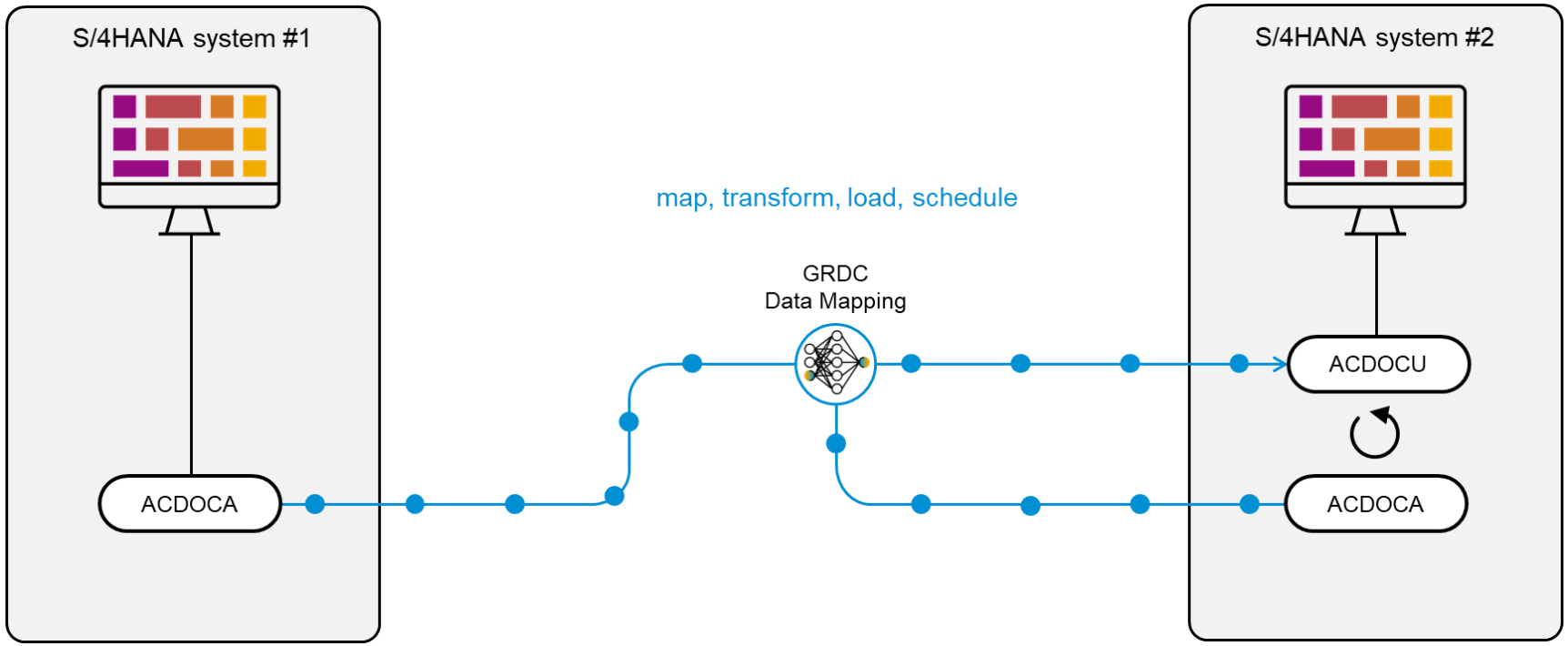

© 2021 SAP SE or an SAP affiliate company. All rights reserved. I PUBLIC

More information

SAP S/4HANA Cloud for group reporting
SAP Help Portal and Consulting notes

SAP Help Portal	**S/4HANA for group reporting Cloud** https://help.sap.com/S4_CE_GR
	S/4HANA for group reporting On Premise https://help.sap.com/S4_OP_GR
	Group Reporting Data Collection (GRDC) https://help.sap.com/viewer/product/SAP_Group_Reporting_Data_Collection/1.0/en-US
Consulting Notes	**2659672 - FAQ about SAP S/4HANA Finance for group reporting (On Premise)** https://launchpad.support.sap.com/#/notes/2659672
	2659656 - FAQ about SAP S/4HANA Cloud for group reporting https://launchpad.support.sap.com/#/notes/2659656
	2916087 – Configuration guide for IC Matching & Reconciliation https://launchpad.support.sap.com/#/notes/2916087
	3048807 - Group Reporting: Combined stack of Old and New reporting logic is delivered with S4H 2105 CE https://launchpad.support.sap.com/#/notes/3048807

© 2021 SAP SE or an SAP affiliate company. All rights reserved. I PUBLIC

SAP S/4HANA Cloud for group reporting
SAP Road Map Explorer

SAP Road Map	https://roadmaps.sap.com/board?BC=6EAE8B27FCC11ED892E919ED096400CC&range=FIRST-LAST

© 2021 SAP SE or an SAP affiliate company. All rights reserved. I PUBLIC

SAP S/4HANA Cloud for group reporting
SAP Community, release blogs

Follow the “group reporting” tag	https://blogs.sap.com/tags/d43f39e4-1f4c-4ba5-9bba-dbadada2e08b/
Product Engineering strategy	https://blogs.sap.com/2019/05/13/sap-s4hana-finance-for-group-reporting-product-strategy/
New features’ in Group Reporting / SAP Blogs	https://blogs.sap.com/2020/05/20/sap-s-4hana-finance-for-group-reporting-release-blogs/

© 2021 SAP SE or an SAP affiliate company. All rights reserved. I PUBLIC

SAP S/4HANA Cloud for group reporting
SAP Community, how-to guides

How to create your own Dashboard/Story	https://blogs.sap.com/2019/12/25/embedded-analytics-sap-analytics-cloud-in-sap-s-4hana-cloud-how-to-create-your-own-dashboard-or-story/
How to create Data Analyzer Report	https://blogs.sap.com/2019/12/29/embedded-analytics-sap-analytics-cloud-in-sap-s-4hana-cloud-how-to-create-data-analyzer-report/
How to transport Embedded Story/Data Analyzer Report	https://blogs.sap.com/2019/12/29/embedded-analytics-sap-analytics-cloud-in-sap-s-4hana-cloud-how-to-transport-embedded-story-data-analyzer-report/
Intercompany Matching and Reconciliation video	https://www.youtube.com/watch?v=05jadAXVIEY

© 2021 SAP SE or an SAP affiliate company. All rights reserved. I PUBLIC

Thank you.

Contact our SAP Product Engineering team
SAP_Group_Reporting_Product_Team@global.corp.sap

Follow our tag on SAP Blogs
https://blogs.sap.com/tags/d43f39e4-1f4c-4ba5-9bba-dbadada2e08b/

THE BEST RUN SAP

Follow us

www.sap.com/contactsap

© 2021 SAP SE or an SAP affiliate company. All rights reserved.

No part of this publication may be reproduced or transmitted in any form or for any purpose without the express permission of SAP SE or an SAP affiliate company.

The information contained herein may be changed without prior notice. Some software products marketed by SAP SE and its distributors contain proprietary software components of other software vendors. National product specifications may vary.

These materials are provided by SAP SE or an SAP affiliate company for informational purposes only, without representation or warranty of any kind, and SAP or its affiliated companies shall not be liable for errors or omissions with respect to the materials. The only warranties for SAP or SAP affiliate company products and services are those that are set forth in the express warranty statements accompanying such products and services, if any. Nothing herein should be construed as constituting an additional warranty.

In particular, SAP SE or its affiliated companies have no obligation to pursue any course of business outlined in this document or any related presentation, or to develop or release any functionality mentioned therein. This document, or any related presentation, and SAP SE's or its affiliated companies' strategy and possible future developments, products, and/or platforms, directions, and functionality are all subject to change and may be changed by SAP SE or its affiliated companies at any time for any reason without notice. The information in this document is not a commitment, promise, or legal obligation to deliver any material, code, or functionality. All forward-looking statements are subject to various risks and uncertainties that could cause actual results to differ materially from expectations. Readers are cautioned not to place undue reliance on these forward-looking statements, and they should not be relied upon in making purchasing decisions.

SAP and other SAP products and services mentioned herein as well as their respective logos are trademarks or registered trademarks of SAP SE (or an SAP affiliate company) in Germany and other countries. All other product and service names mentioned are the trademarks of their respective companies.

See www.sap.com/copyright for additional trademark information and notices.

THE BEST RUN SAP®